

LES  
SILENCIEUX  
**ROSI**

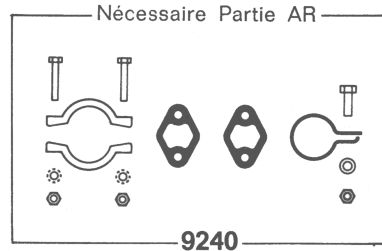
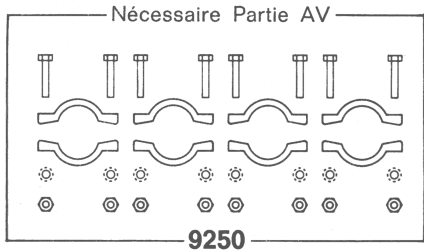
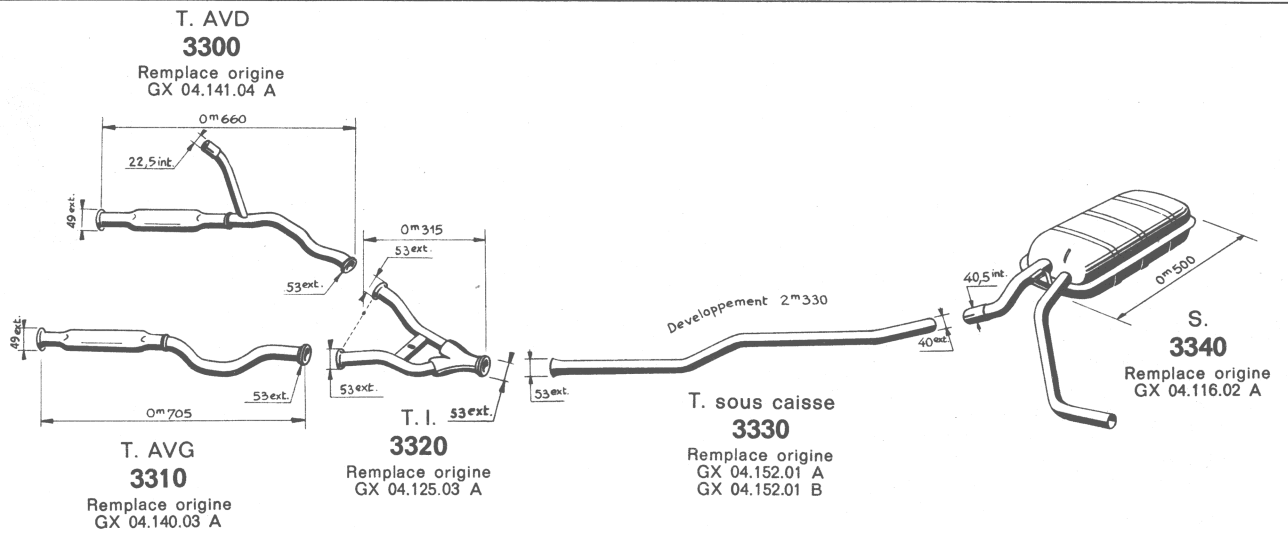


1975

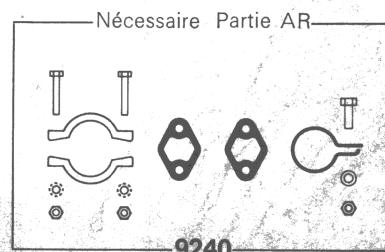
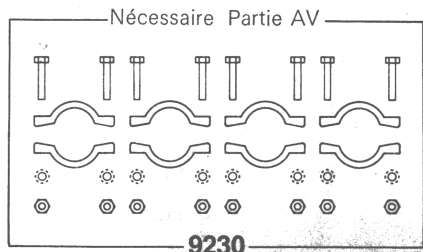
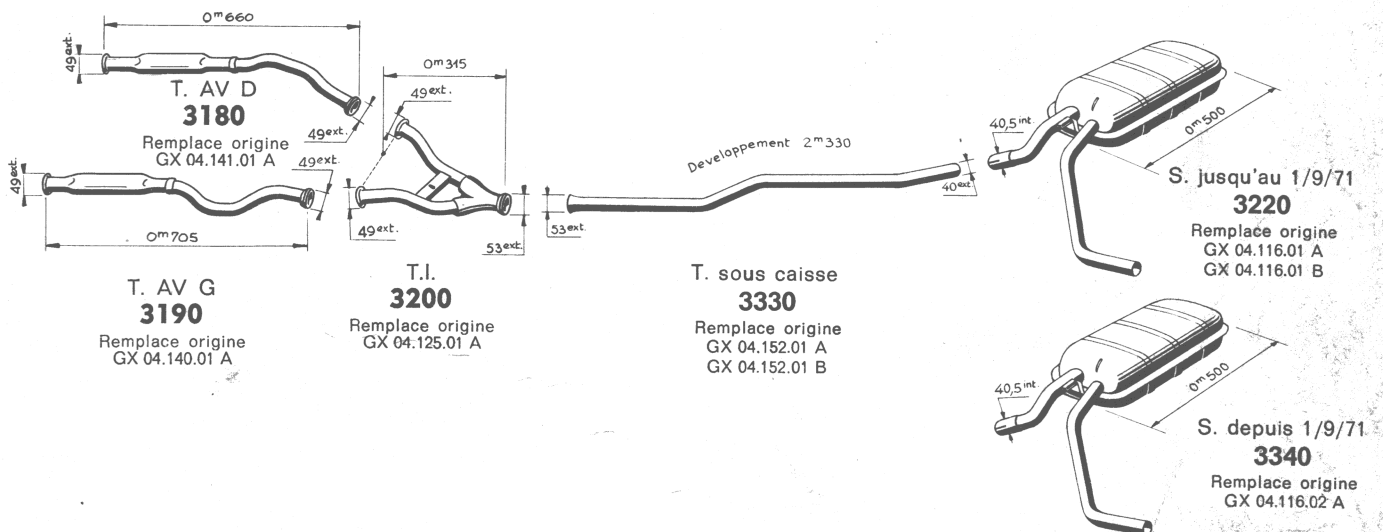




GS 1220 - 7 CV - Berline et Break club et confort



GS 1015 - 6 CV - Berline et Break



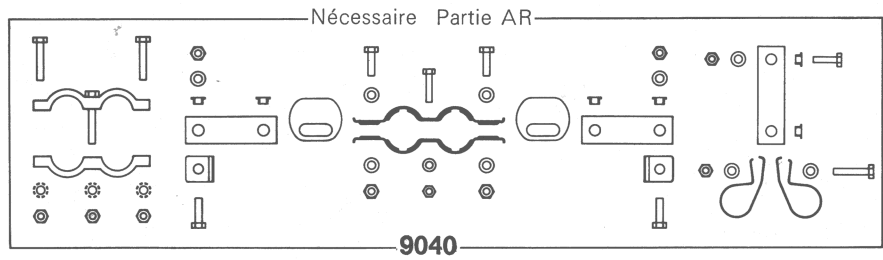
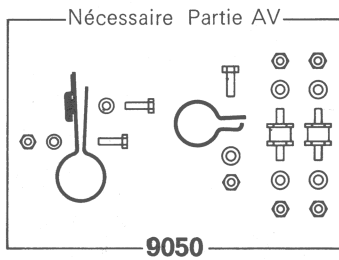
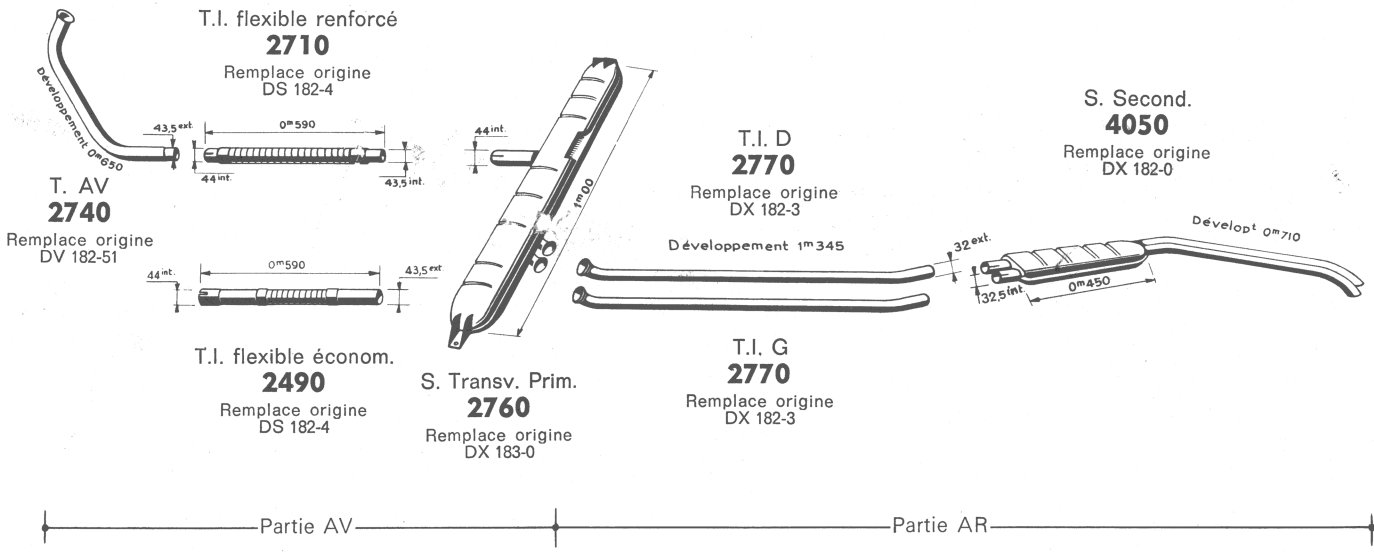




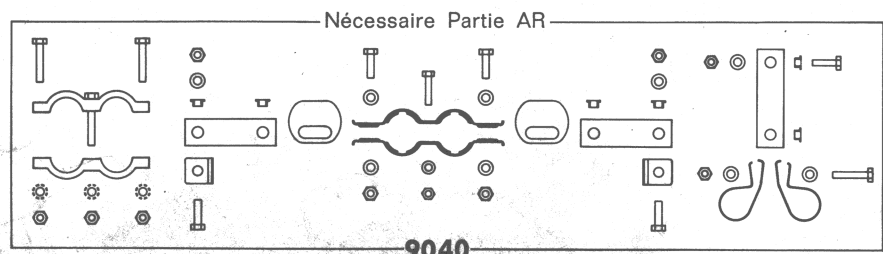
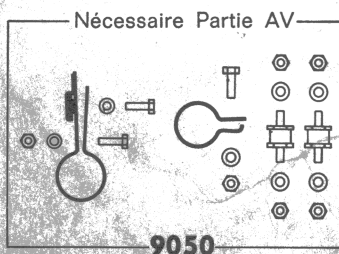
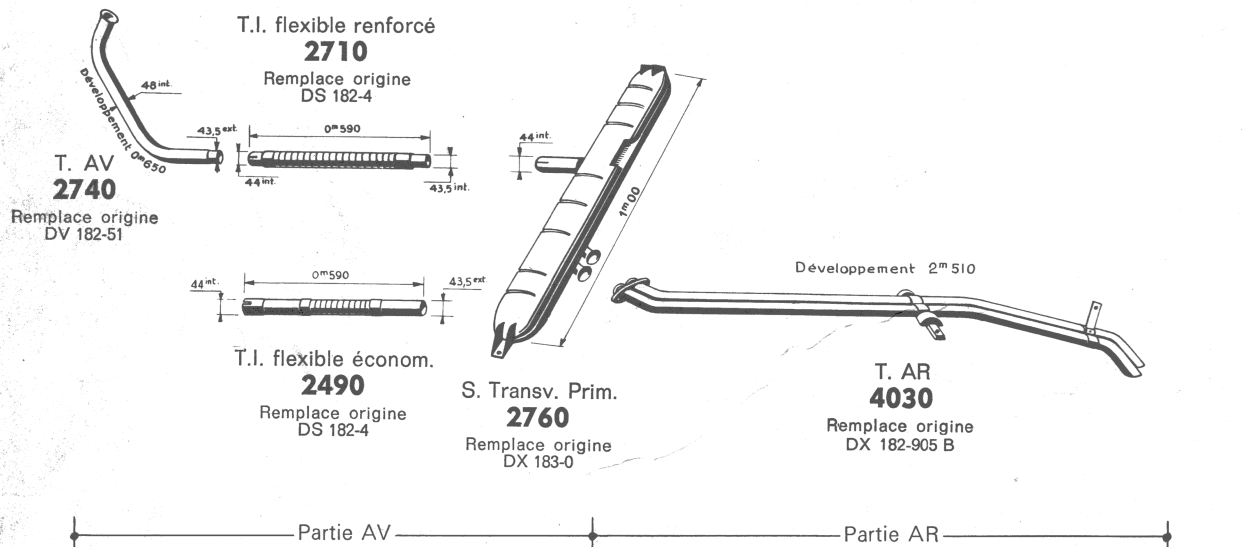
# SILENCIEUX ET TUBES ADAPTABLES POUR

# CITROEN

## DS 20 - DS 20 M - ID 20 F - ID 20 - D Super - Depuis octobre 1968 - Direction à gauche



## ID 19 B - D SPECIAL - Depuis octobre 1968 - Direction à gauche





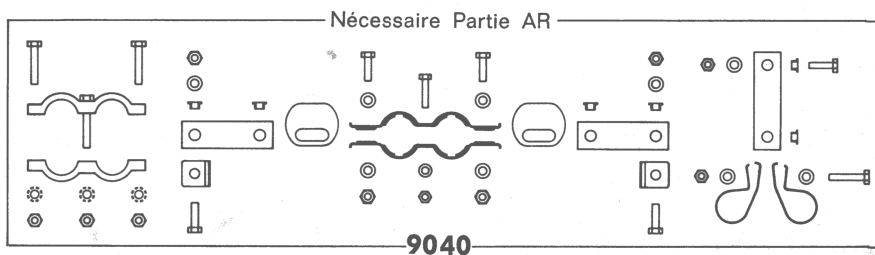
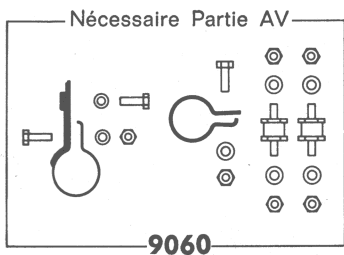
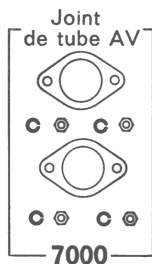
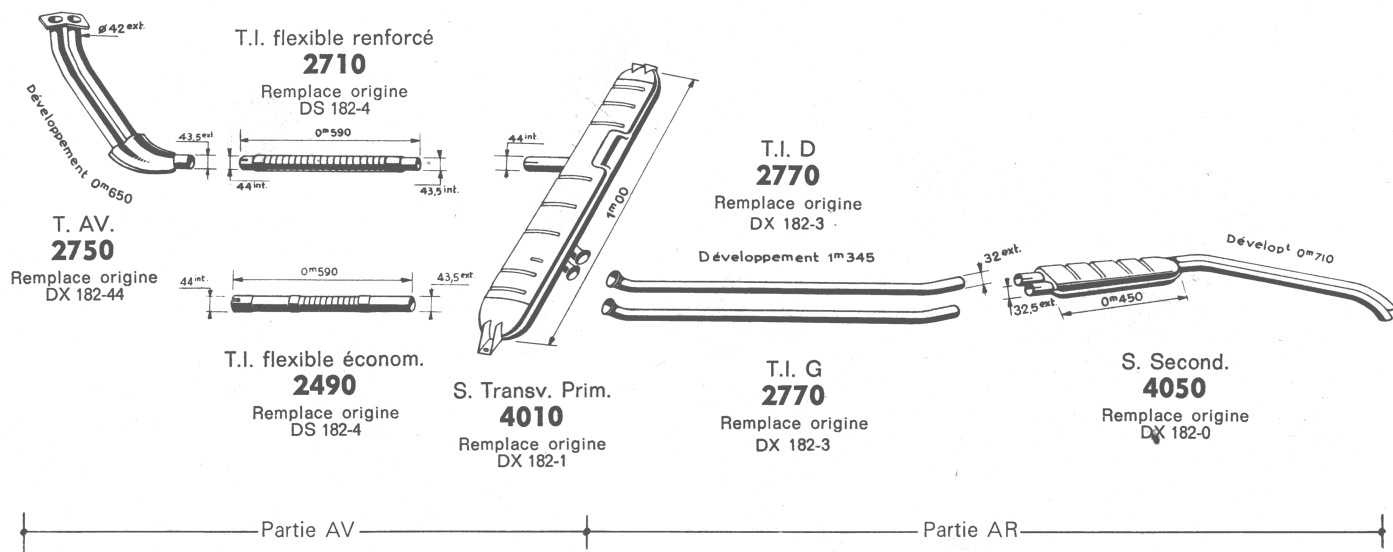


# SILENCIEUX ET TUBES ADAPTABLES POUR

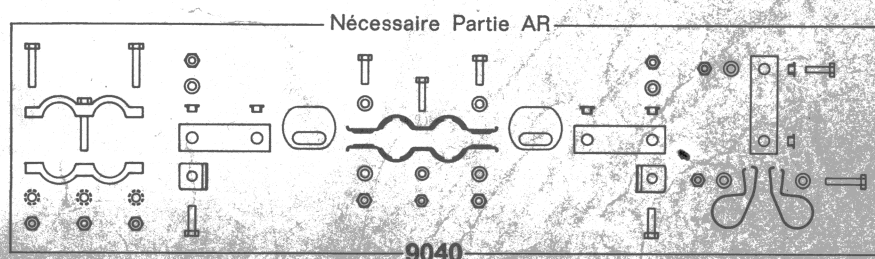
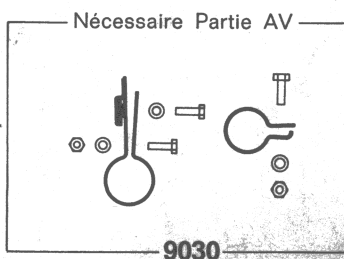
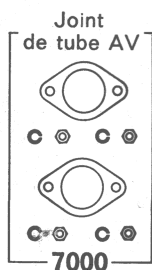
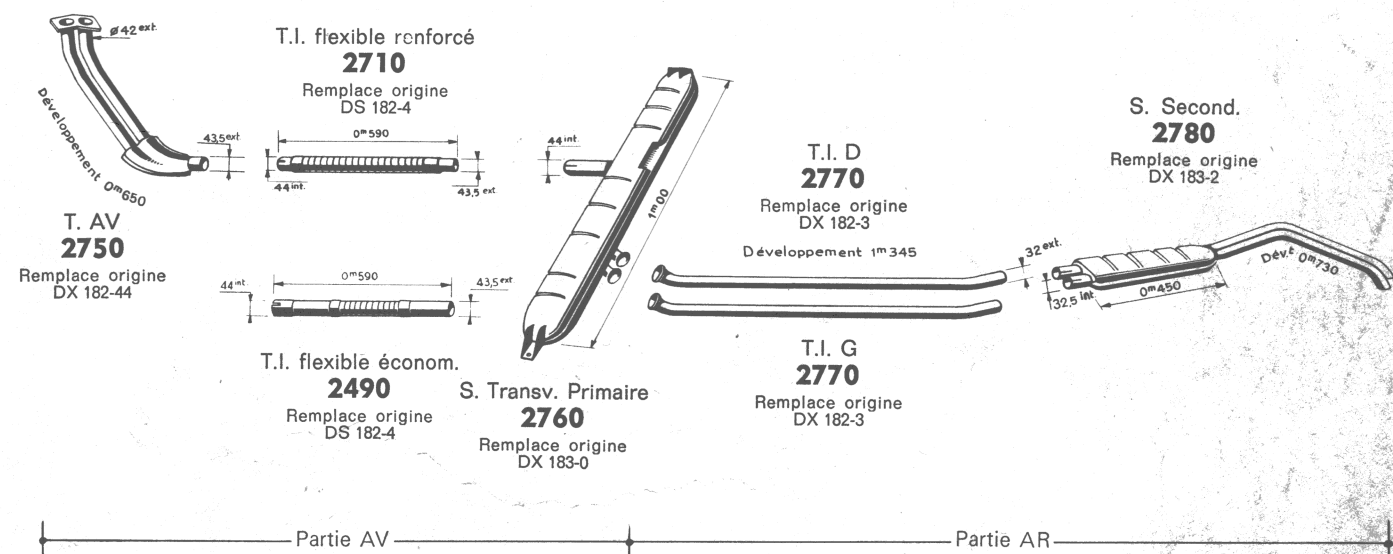
# CITROËN

## DS 21 - DS 21 M - ID 21 F - d'oct. 1968 à août 1972 DS 23 - D Super 5 - depuis septembre 1972

### Direction à gauche



## DS 21 - DS 21 M - ID 21 - 2175 cm<sup>3</sup> - de 1966 à septembre 1968

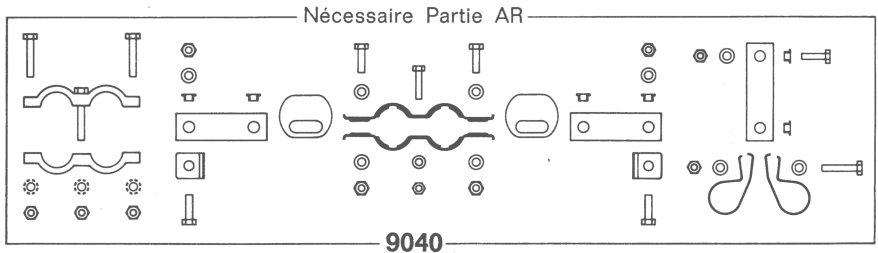
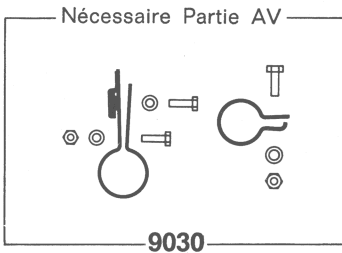
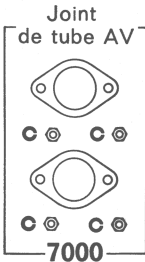
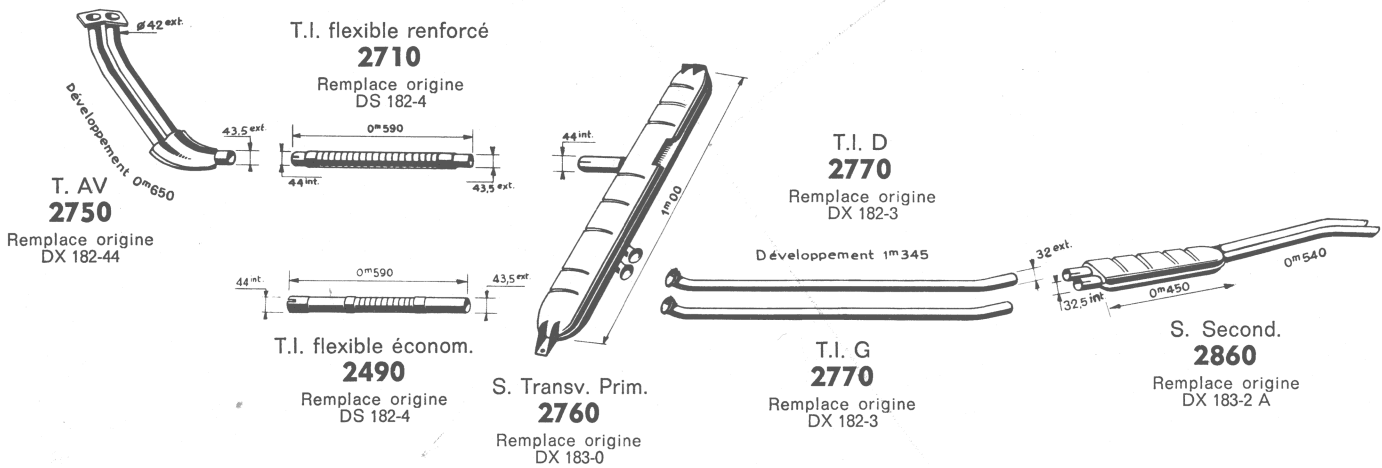




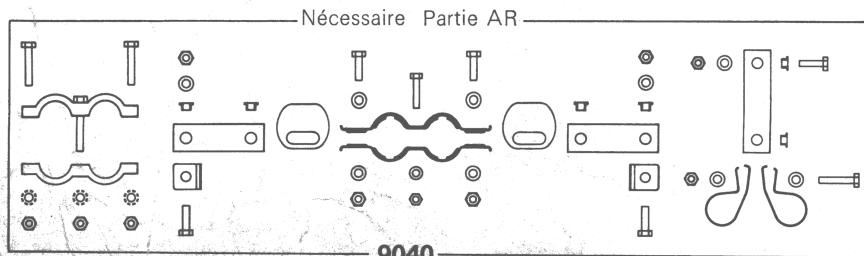
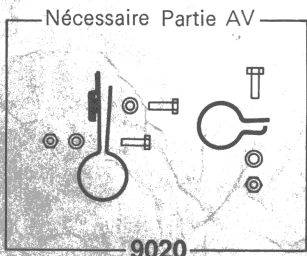
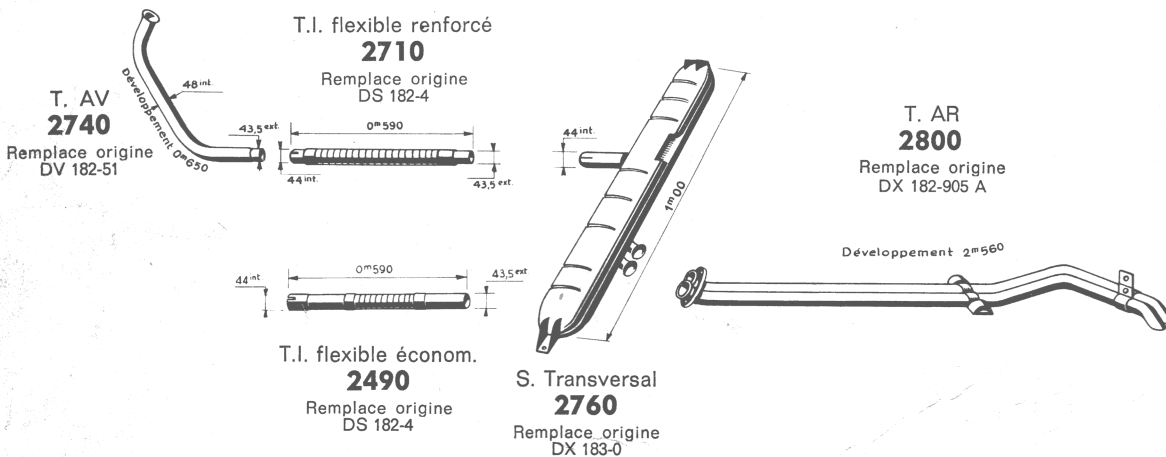


DS 21 - DS 21 M - ID 21 - 2175 cm<sup>3</sup> - de 1966 à septembre 1968

Modèle export ALLEMAGNE



DS 19 A - DS 19 MA - ID 19 - Tous modèles - 1985 cm<sup>3</sup> - de 1966 à sept. 1968



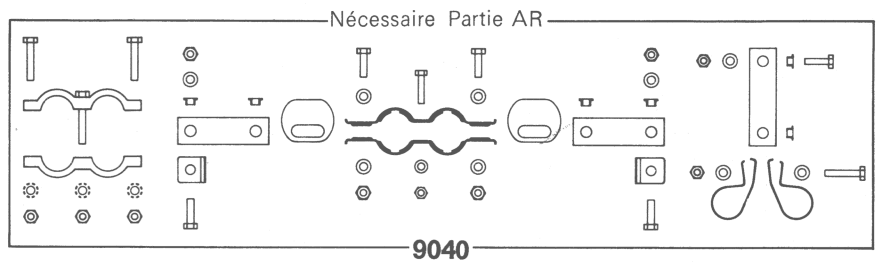
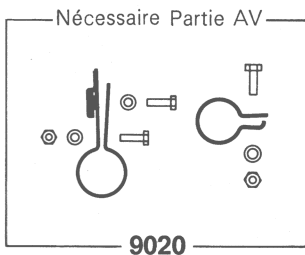
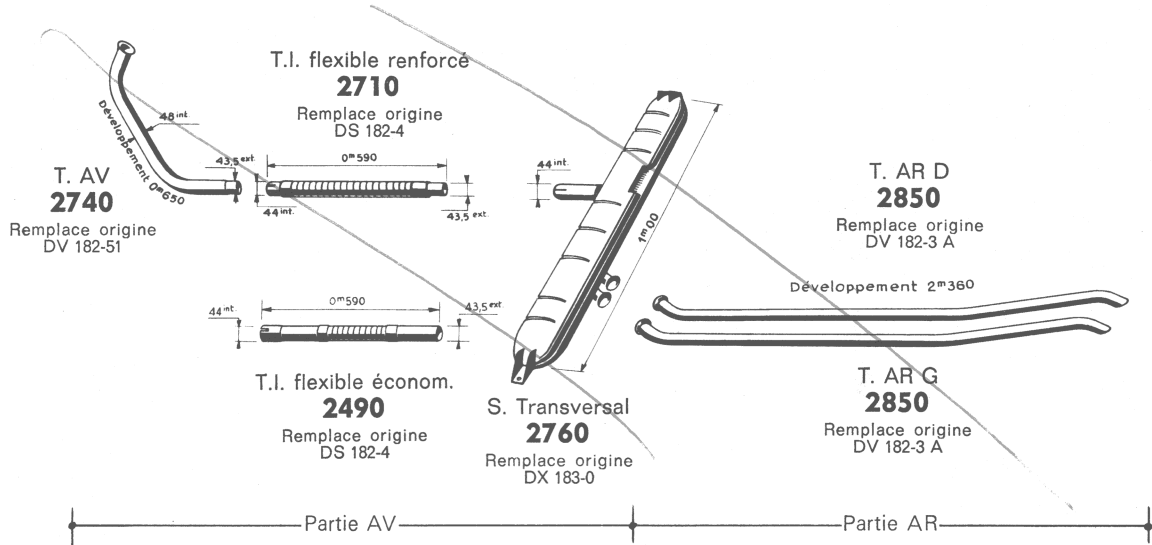




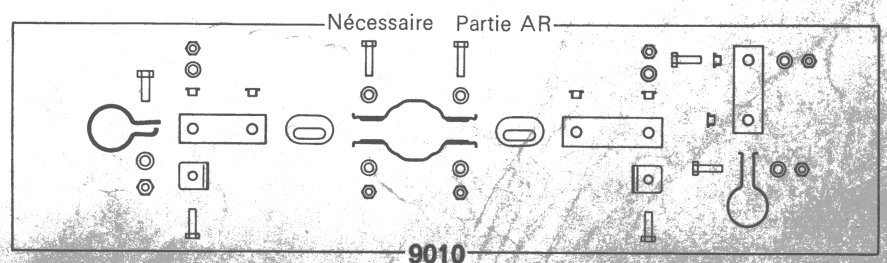
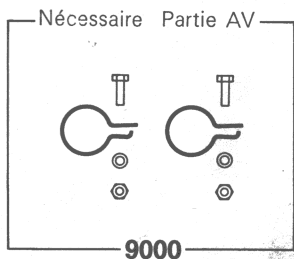
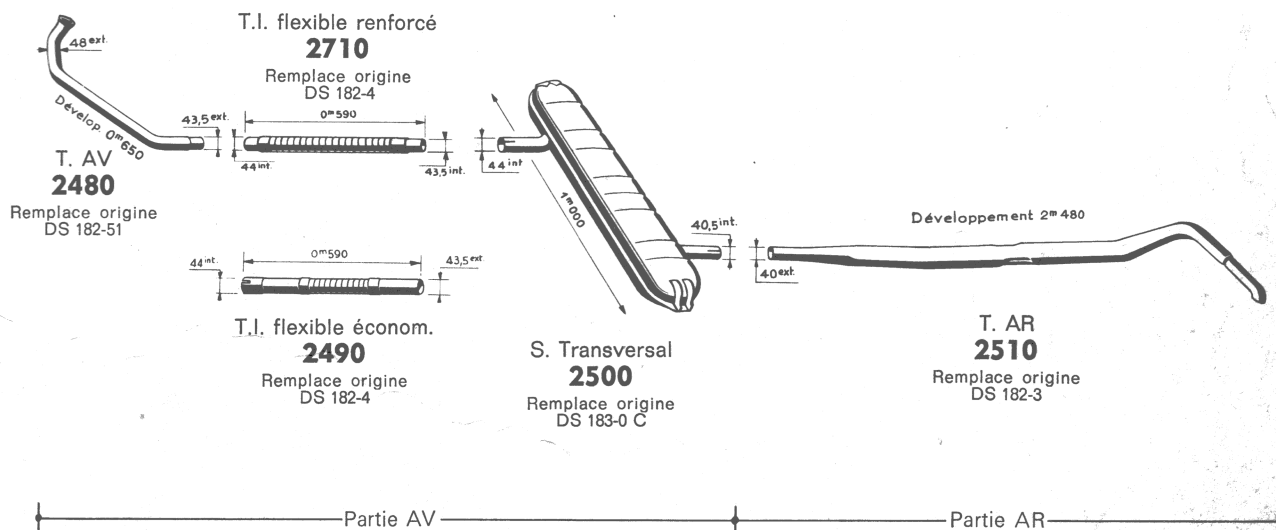
# SILENCIEUX ET TUBES ADAPTABLES POUR

# CITROEN

## DS 19 A - DS 19 MA - ID 19 - Tous modèles - 1985 cm<sup>3</sup> - de 1966 à sept. 1968 Modèle export ALLEMAGNE



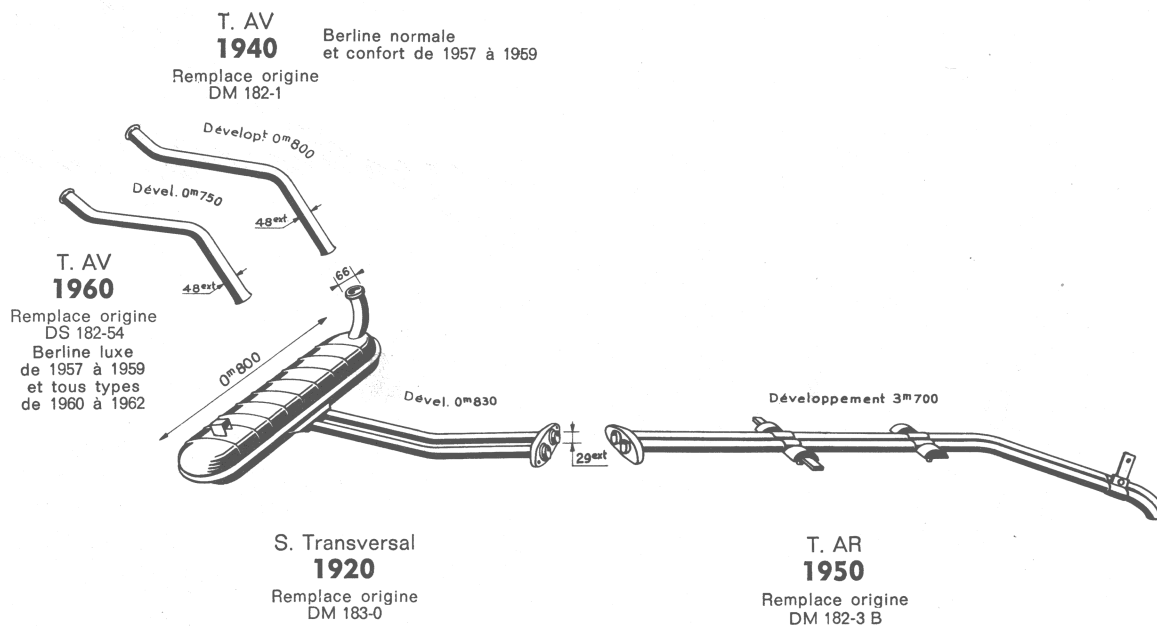
## DS 19 - ID 19 - Tous modèles - d'octobre 1962 à 1965 et ID 19 Berline et Break 1911 cm<sup>3</sup> - de septembre 1965 à 1968





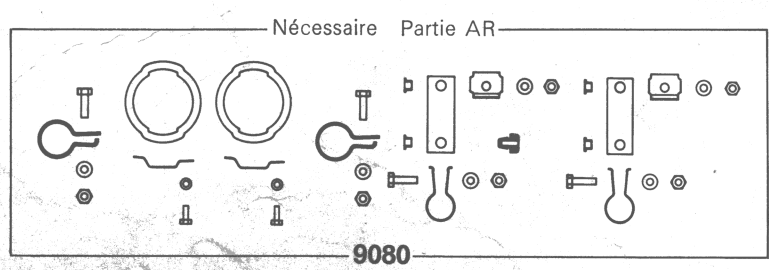
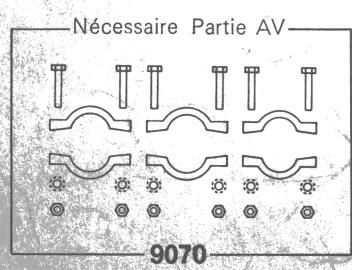

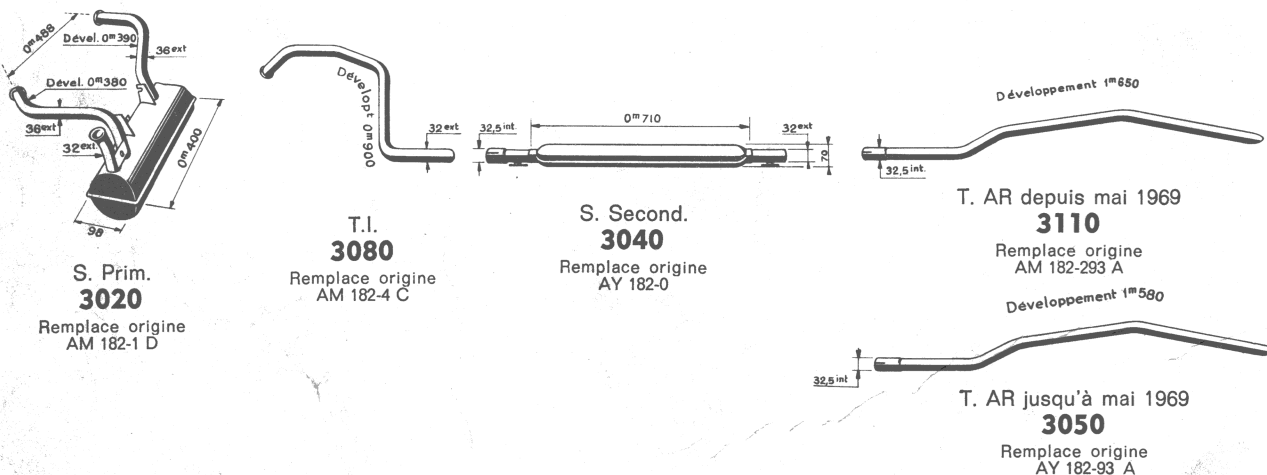


DS 19 - ID 19 - Tous types - 1957 à 1962



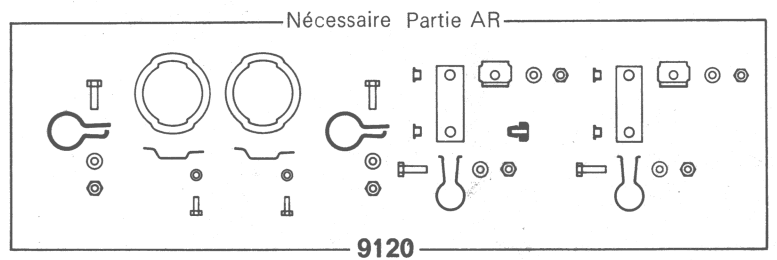
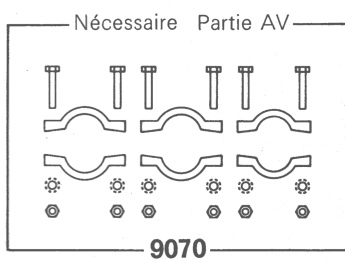

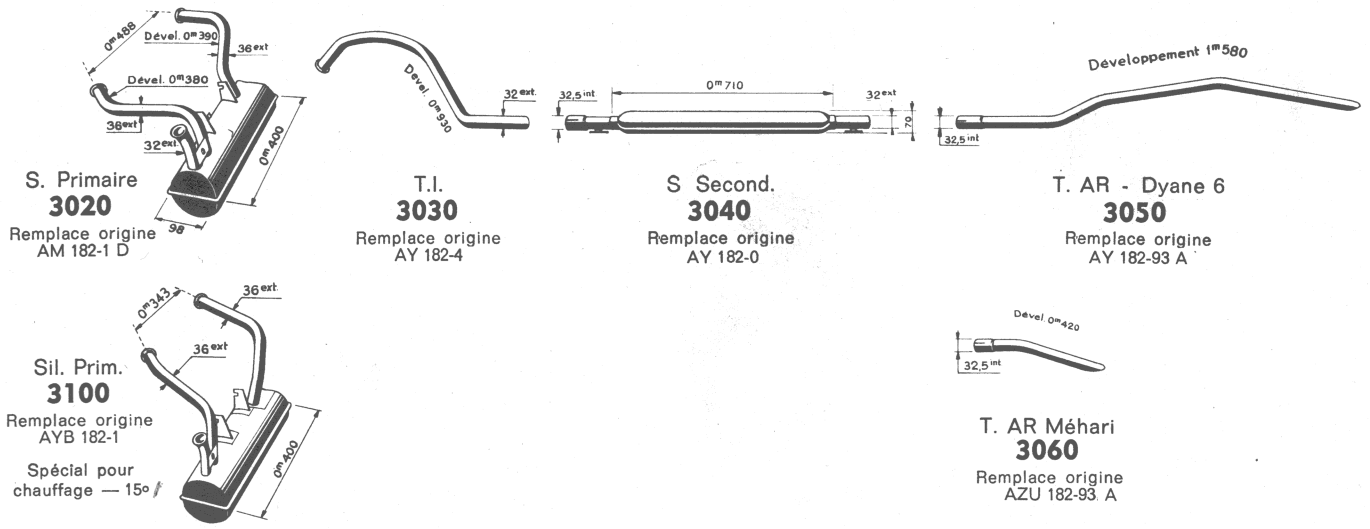
**NOTA :**  
Le T. AV 1960 depuis déc. 1959 s'adapte au remplacement du Sil. détenteur sur les modèles antérieurs à déc. 1959

AMI-8 - AM 3 - AMB 3 - AMF 3 - AMC 3 - Berline et Break - Modèles 1969

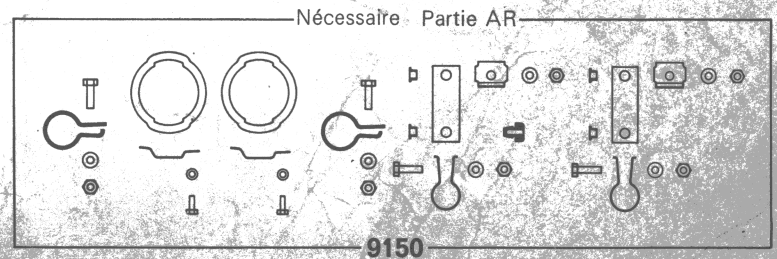
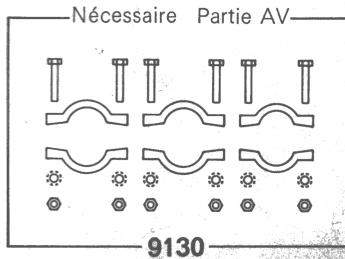

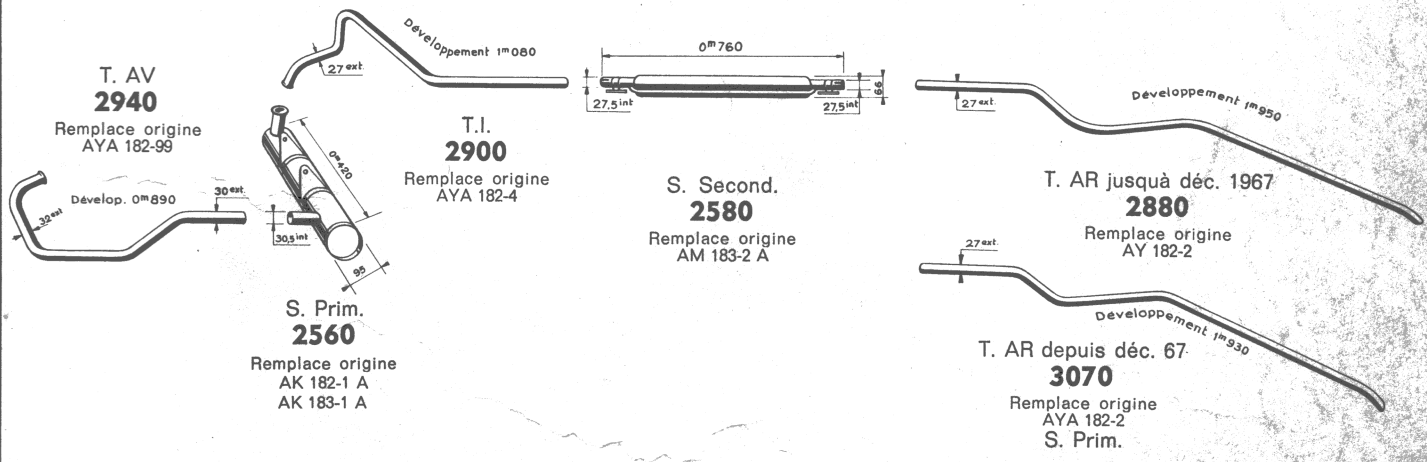




DYANE 6 - AYB - AYB.PA - MEHARI - Depuis septembre 1968



DYANE 4 et 6 - AYA 3 - de janvier 1968 à janvier 1969 - Direction à gauche



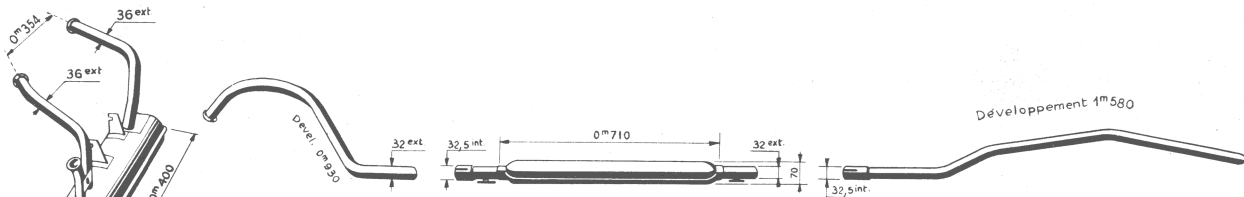




# SILENCIEUX ET TUBES ADAPTABLES POUR

# CITROEN

## DYANE 4 - AYA 2 - Depuis mars 1968 - AY 2 PA - de mars 1968 à janvier 1969

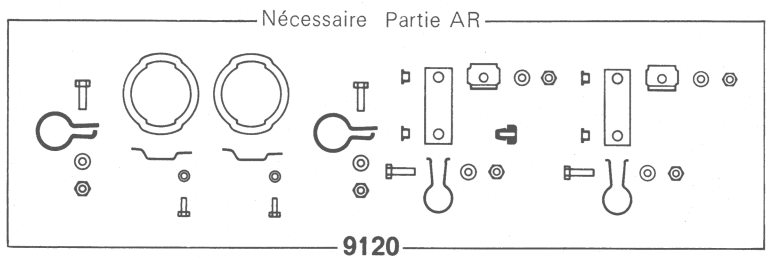
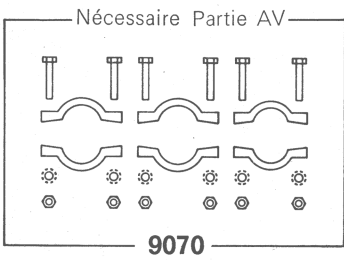



**3090**  
Remplace origine  
AY 182-1

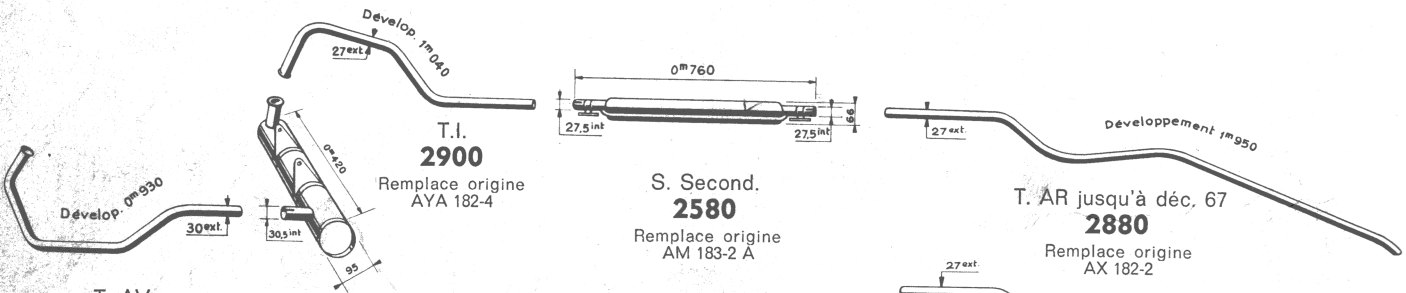
**T.I. 3030**  
Remplace origine  
AY 182-4

**S. Second. 3040**  
Remplace origine  
AY 182-0

**T. AR 3050**  
Remplace origine  
AY 182-93 A



## DYANE 4 et 6 - AYA - AYA PA - de septembre 1967 à janvier 1969 - Direction à gauche



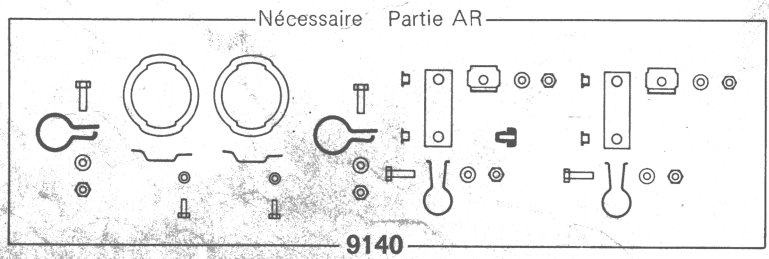
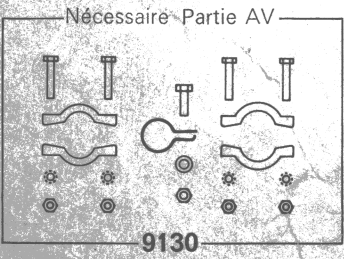

**T. AV 2890**  
Remplace origine  
AZ 182-99

**S. Prim. 2560**  
Remplace origine  
AK 182-1 A  
AK 183-1 A

**S. Second. 2580**  
Remplace origine  
AM 183-2 A

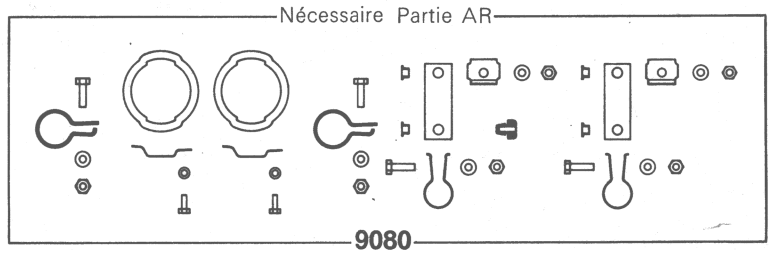
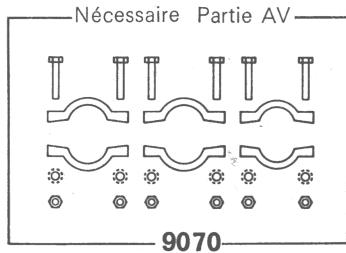
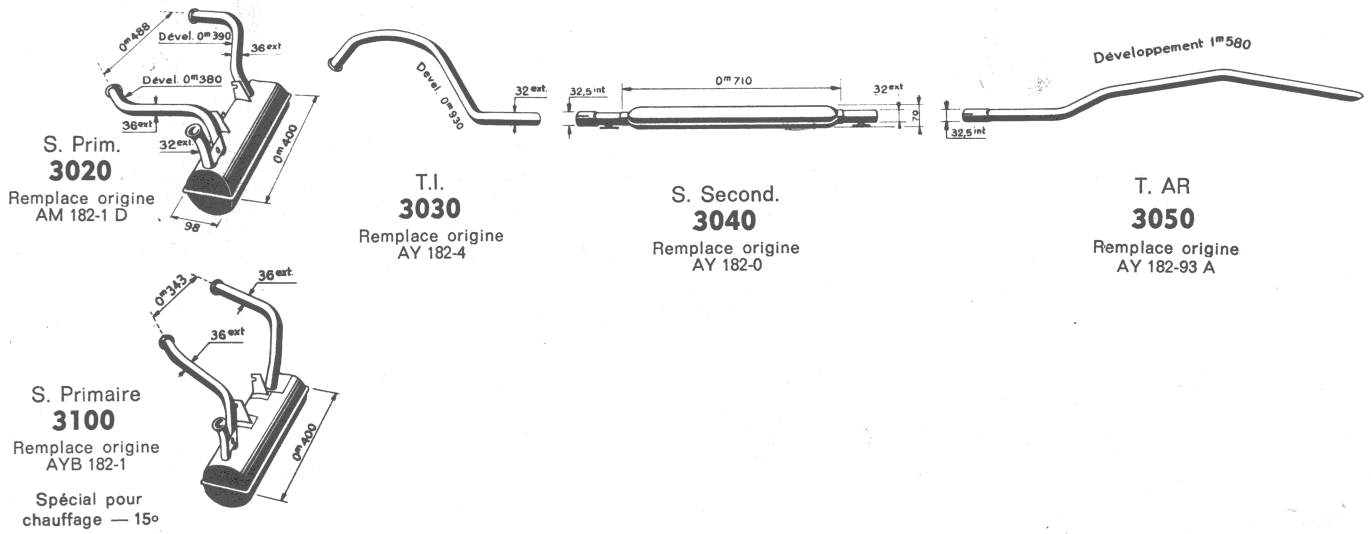
**T. AR jusqu'à déc. 67 2880**  
Remplace origine  
AX 182-2

**T. AR depuis déc. 67 3070**  
Remplace origine  
AYA 182-2

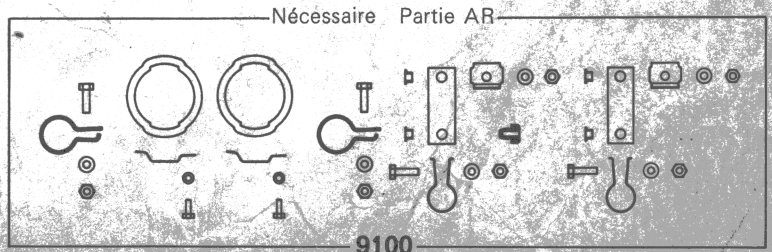
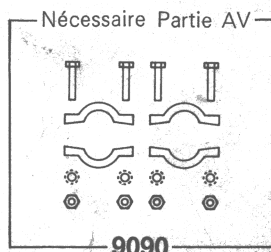
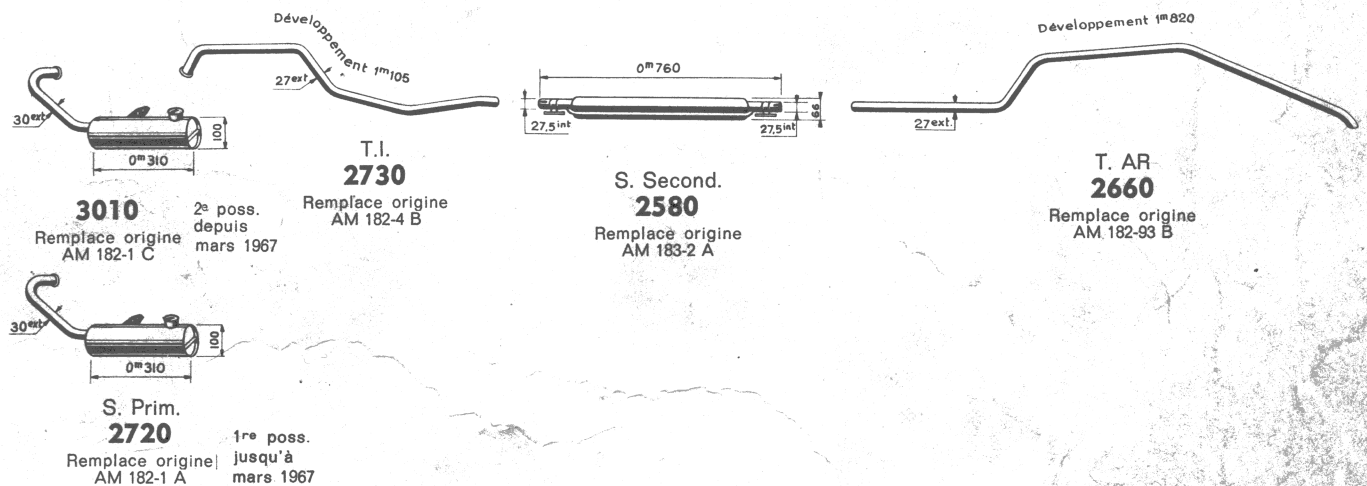




3 CV - AMI 6 - AM 2 - AMB 2 - Depuis mai 1968



3 CV - AMI 6 - de septembre 1964 à mai 1968



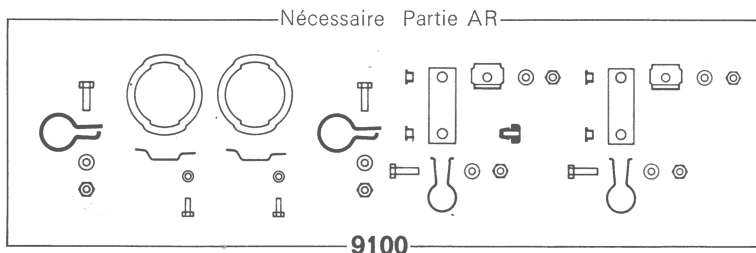
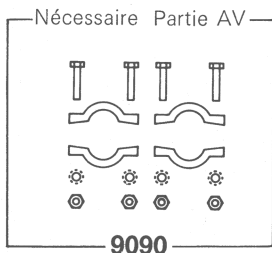
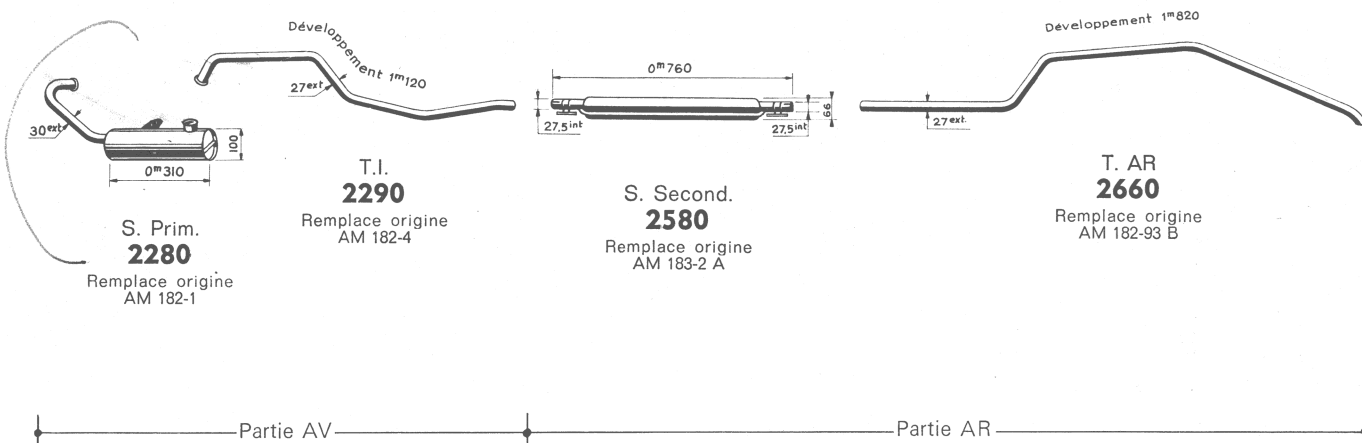




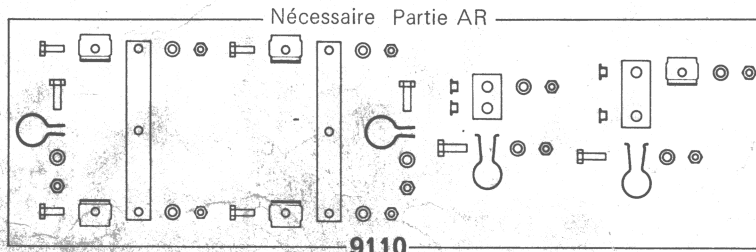
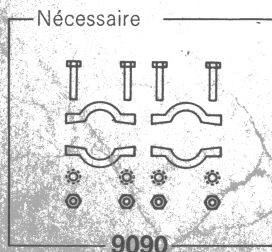
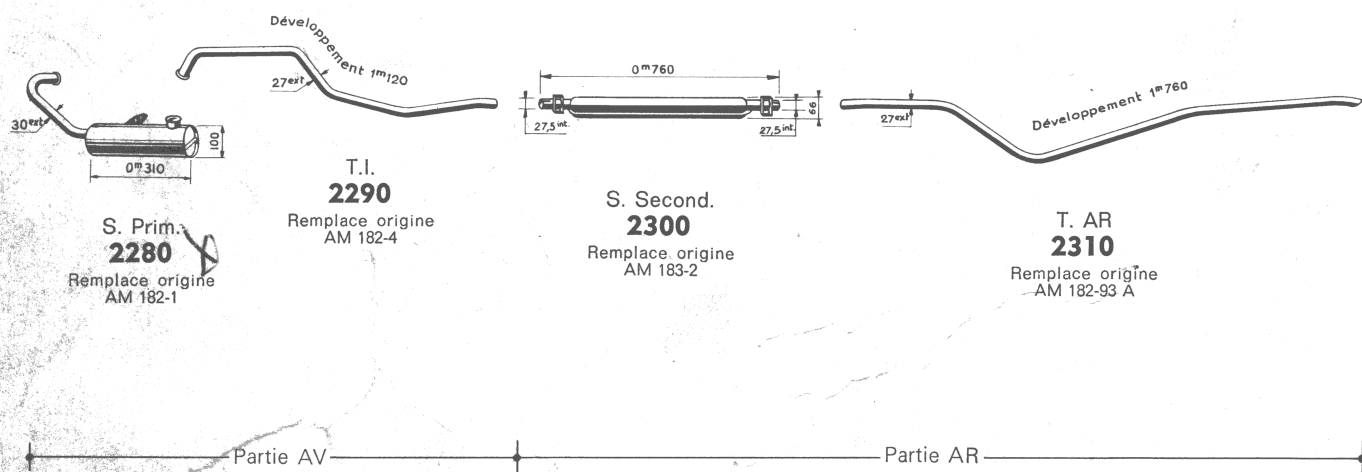
# SILENCIEUX ET TUBES ADAPTABLES POUR

# CITROËN

## 3 CV - AMI 6 - de juin 1963 à septembre 1964

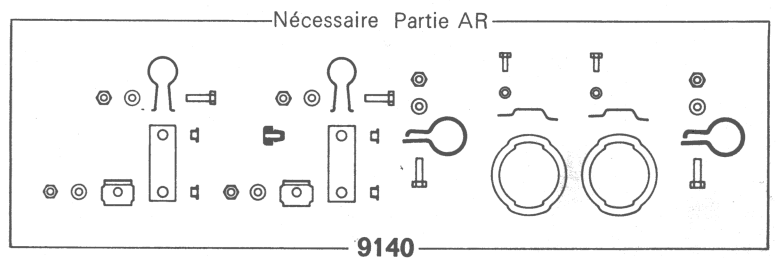
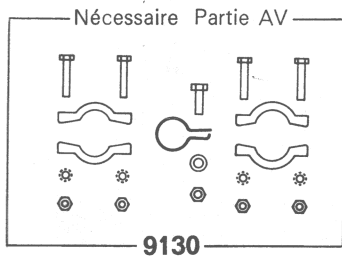
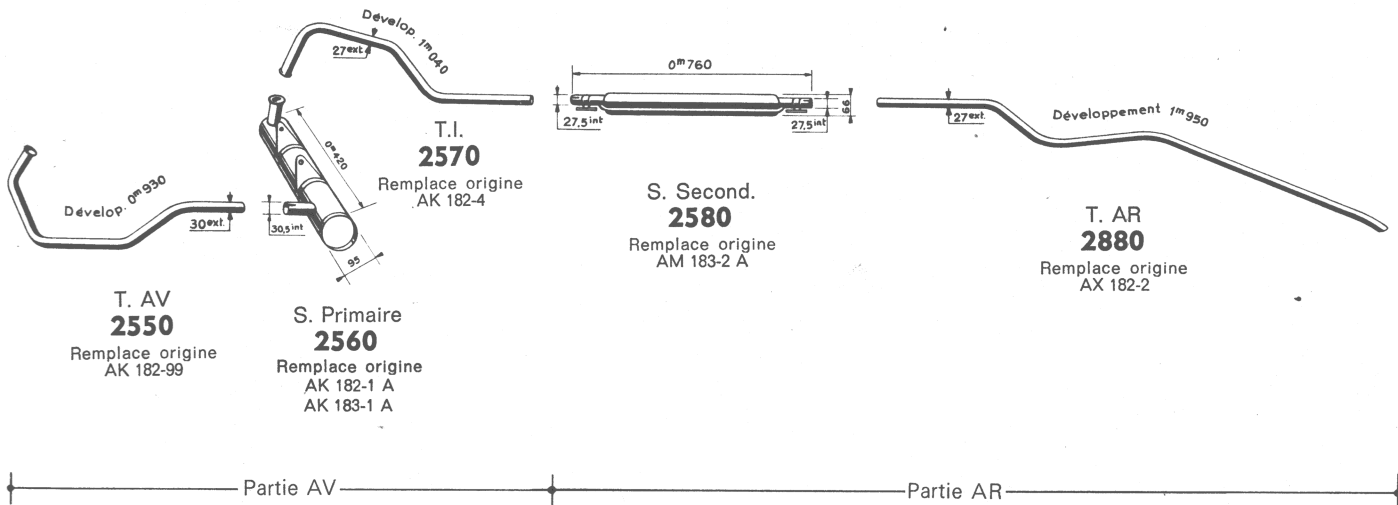


## 3 CV - AMI 6 - de 1961 à juin 1963

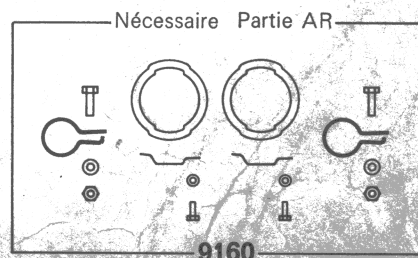
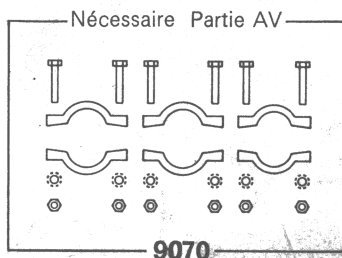
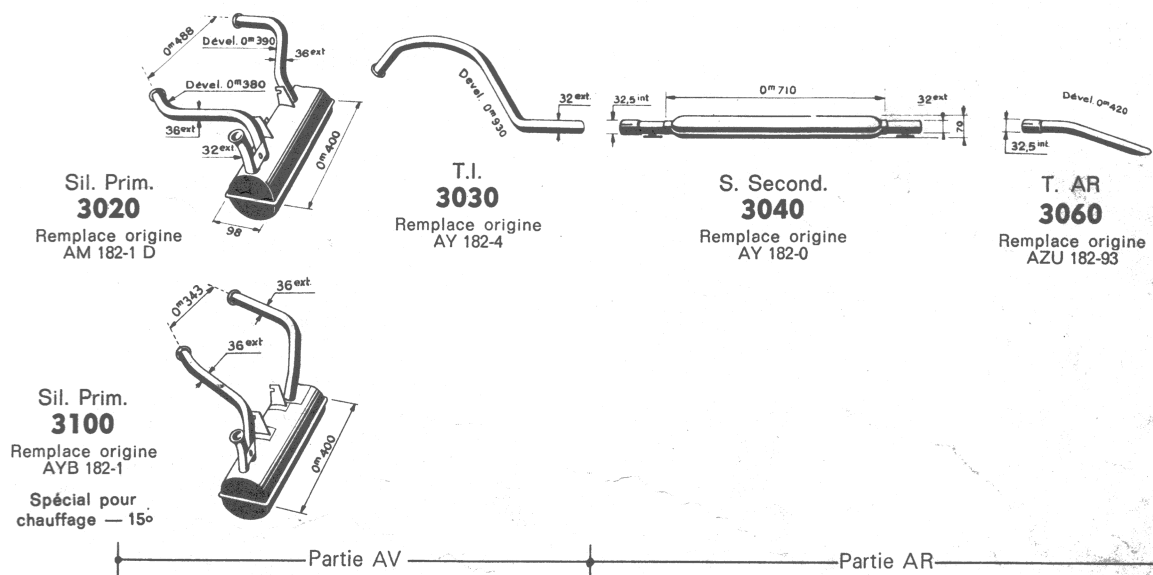




3 CV - AZAM - de sept. 1966 à sept. 1967



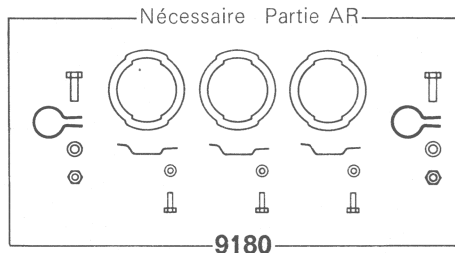
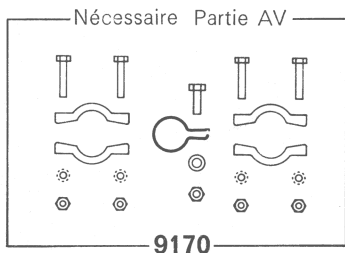
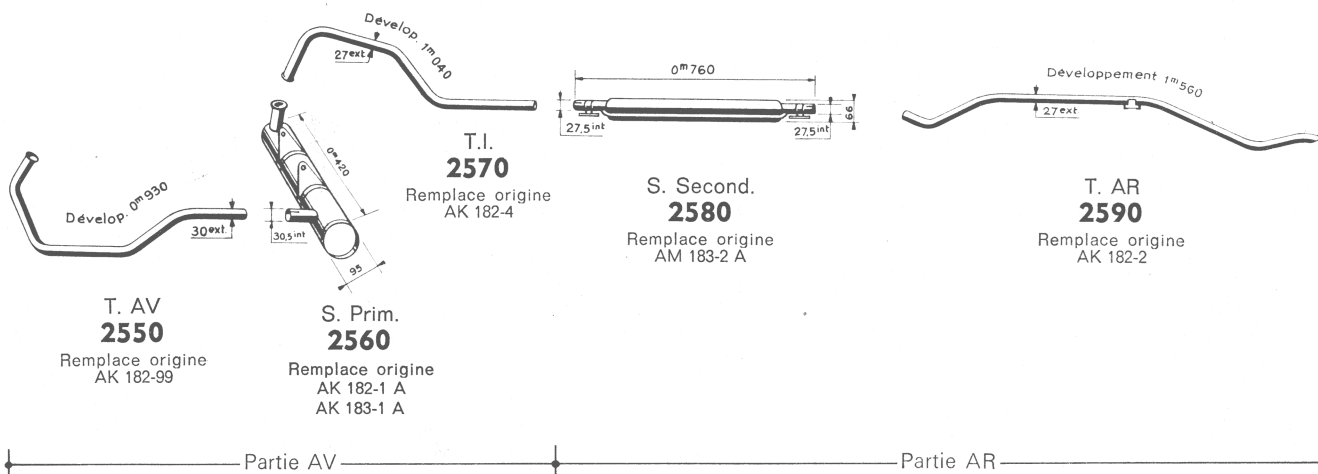
Fourgon AKB - Depuis mai 1968 et 400 depuis septembre 1970



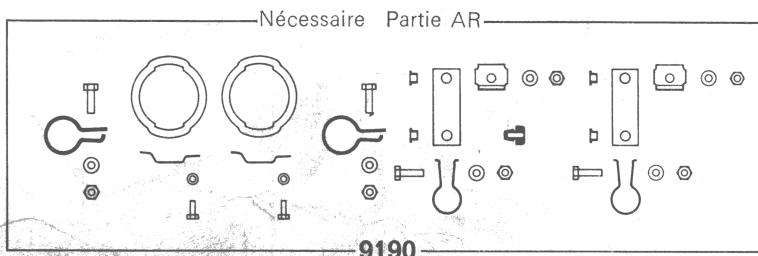
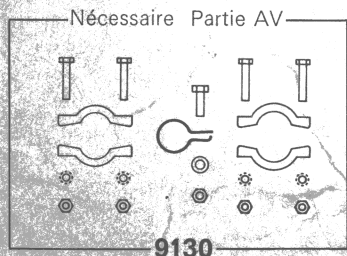
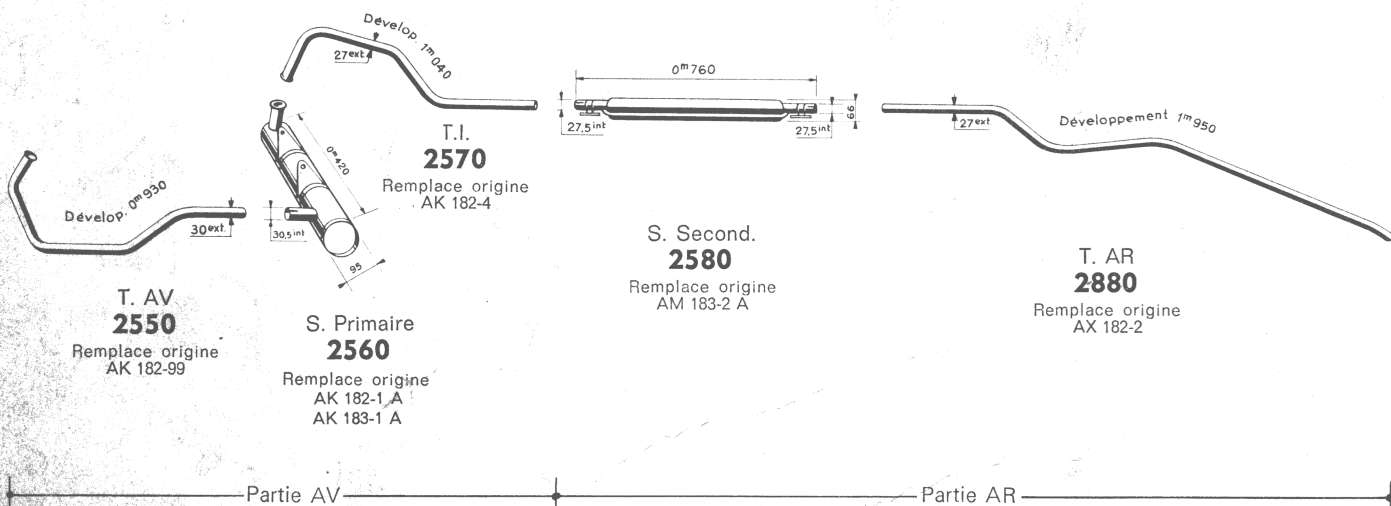




Camionnette 350 kg - Type AK - 3 CV - de 1963 à avril 1968



2 CV et Fourgonnette 250 kg - Moteur 3 CV - Modèle Export - AZL depuis sept. 1966  
AZAM de septembre 1966 à septembre 1967 - AZU depuis avril 1967

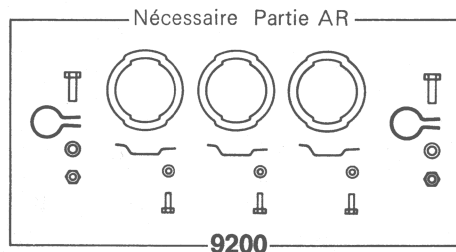
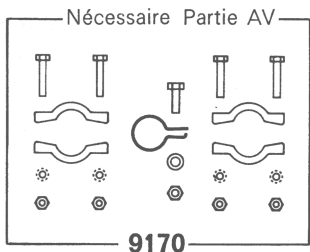
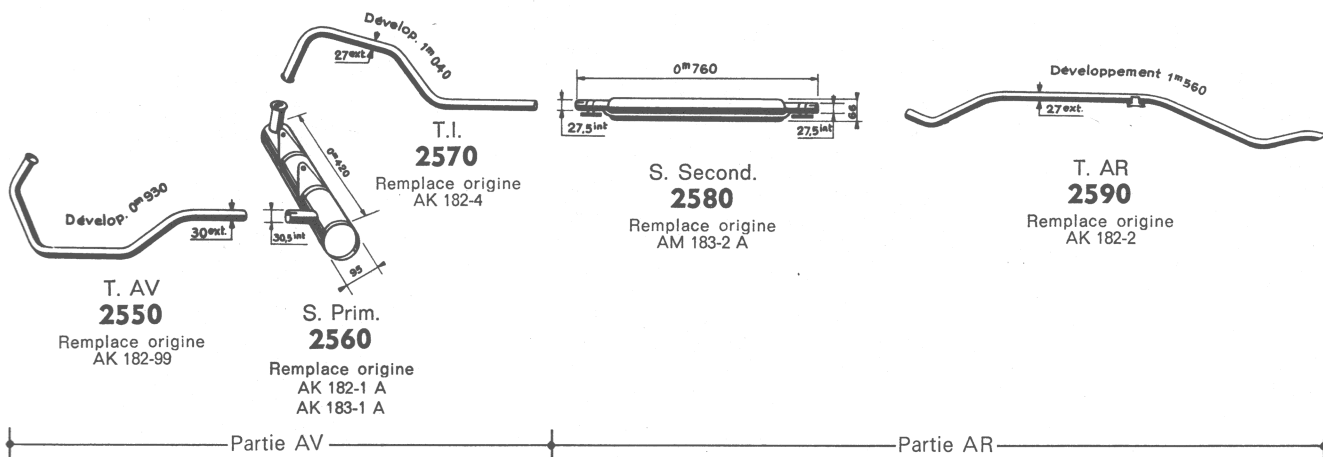




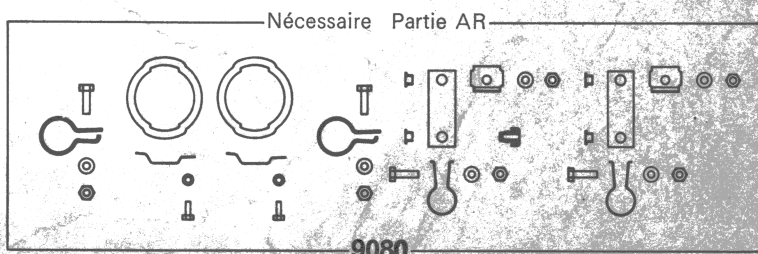
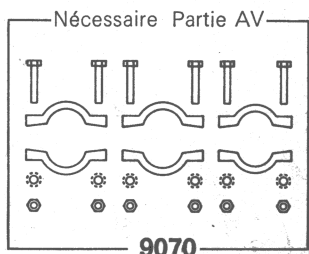
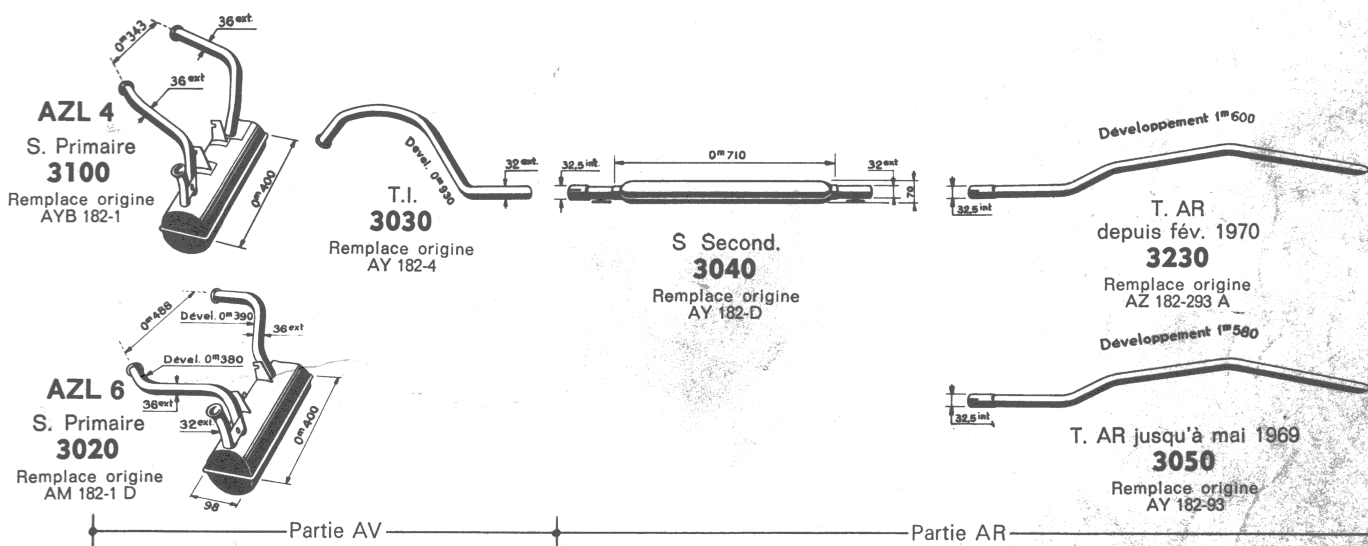
# SILENCIEUX ET TUBES ADAPTABLES POUR

# CITROËN

## 2 CV et Fourgonnette 250 kg AZU - Moteur 3 CV - de septembre 1966 à avril 1967



## 2 CV - AZL 4 et AZL 6 - Modèles 1970

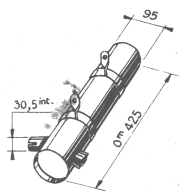
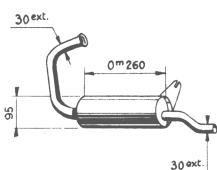




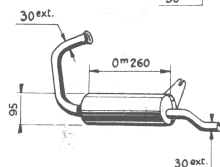


2 CV - AZL - AZU - AZAM - de novembre 1963 à mars 1970

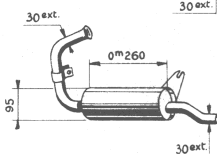
Sil. Prim. AZU  
de sept. 1967  
à mars 1970  
**3120**  
Remplace origine  
AZ 183-1 C



Sil. Prim. 325 et 425 cm<sup>3</sup>  
jusqu'à sept. 1967  
**2680**  
Remplace origine  
AZ 183-1 A

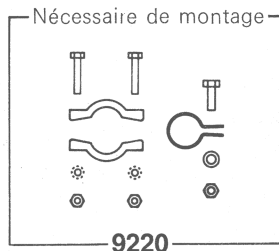


S. Second. 325 et 425 cm<sup>3</sup>  
**2700**  
Remplace origine  
AZ 183-2 B

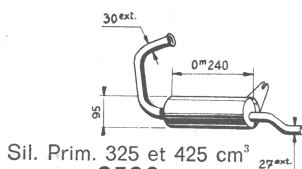


Sil. Prim. 325 et 425 cm<sup>3</sup>  
avec tube AV manchonné  
(permet le montage du pot  
sans lever le moteur)

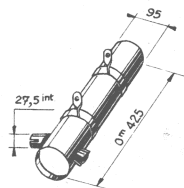
**2690**



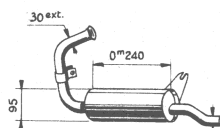
2 CV - AZL - AZU - de mars 1963 à novembre 1963



Sil. Prim. 325 et 425 cm<sup>3</sup>  
**2530**  
Remplace origine  
AZ 183-1 B

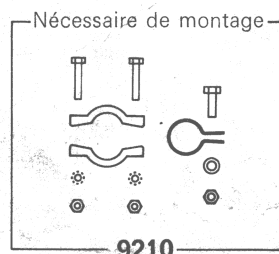


S. Second. 325 et 425 cm<sup>3</sup>  
**1300**  
Remplace origine  
A 183-2 B



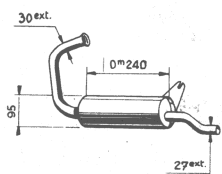
Sil. Prim. 325 et 425 cm<sup>3</sup>  
avec tube AV manchonné  
(permet le montage du pot  
sans lever le moteur)

**2540**

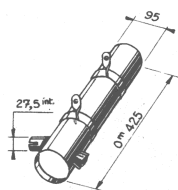




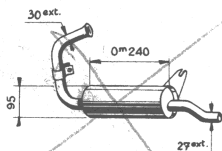
2 CV - AZ - AZL - de 1950 à février 1963



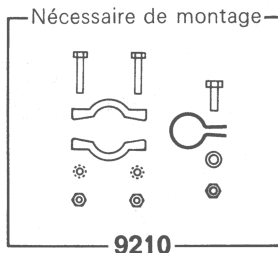
Sil. Prim. 375 et 425 cm<sup>3</sup>  
**1290**  
Remplace origine  
AZ 183-1



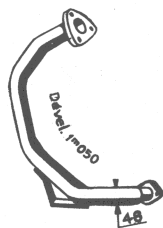
S. Second. 375 et 425 cm<sup>3</sup>  
**1300** ✕  
Remplace origine  
A 183-2 B



Sil. Prim. 325 et 425 cm<sup>3</sup>  
avec tube AV manchonné  
(permet le montage du pot  
sans lever le moteur)  
**1640**



TRACTION AVANT 11 CV normale



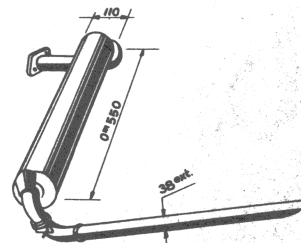
T. AV  
**950**  
Remplace origine  
308.698



T.I. Berline  
**1230**  
Remplace origine  
308.329



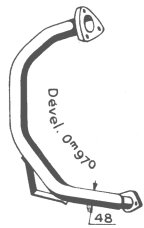
T.I. Conduite intérieure  
**1250**  
Remplace origine  
309.824



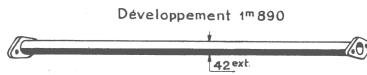
S. avec tube arrière orientable  
**1970**  
Remplace origine  
321.121



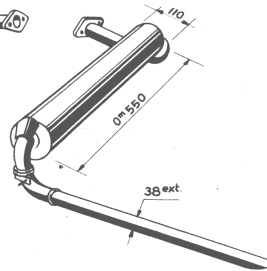
TRACTION AVANT 7 et 11 CV légère



T. AV  
**940**  
Remplace origine  
308.553

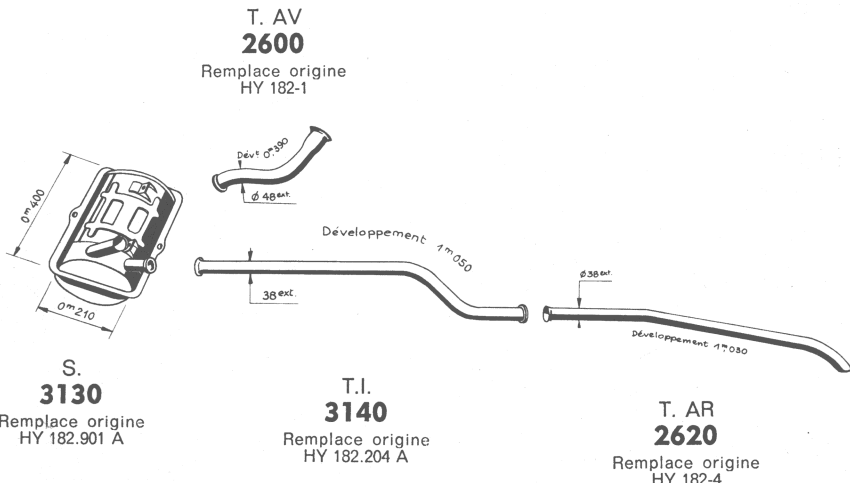


T.I.  
**1240**  
Remplace origine  
308.328



S. avec tube arrière orientable  
**1970**  
Remplace origine  
321.121

FOURGON - Type H 1000 et 1600 - Essence - Depuis novembre 1969



T. AV  
**2600**  
Remplace origine  
HY 182-1

S.  
**3130**  
Remplace origine  
HY 182.901 A

T.I.  
**3140**  
Remplace origine  
HY 182.204 A

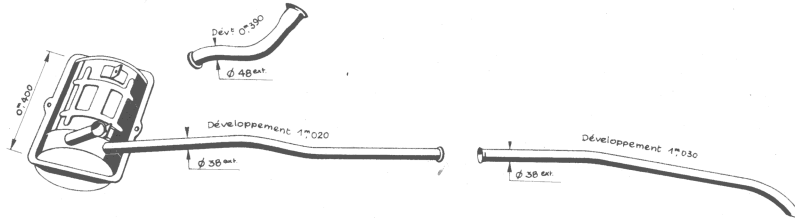
T. AR  
**2620**  
Remplace origine  
HY 182-4





FOURGON - Types HZ et HY - 850 - 1200 et 1500 kg - Essence - de sept. 1963 à oct. 1969

T. AV  
**2600**  
Remplace origine  
HY 182-1

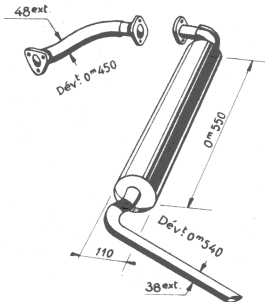


S.  
**2610**  
Remplace origine  
HY 183-0 B  
HY 182-0

T. AR  
**2620**  
Remplace origine  
HY 182-4

FOURGON - Type H 1200 kg - Essence - de 1949 à septembre 1963

T. AV  
**1030**  
Remplace origine  
H 182-01



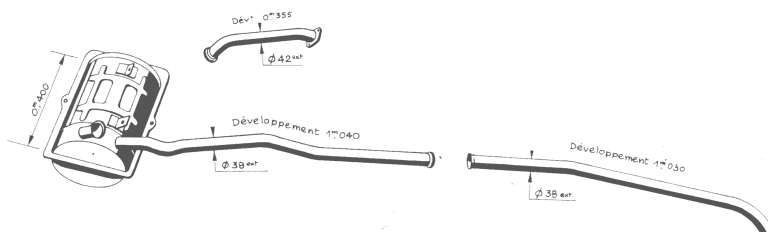
S.  
**1020**  
Remplace origine  
H 183-01  
HY 183-0 A



**FOURGON - Types HZ et HY - 850 - 1200 et 1500 kg - Diesel - Moteur Perkins de septembre 1963 à octobre 1969**

T. AV  
**2630**

Remplace origine  
HG 182-1 C



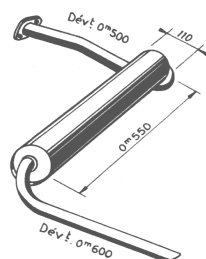
S.  
**2640**

Remplace origine  
HG 183-0 A

T. AR  
**2620**

Remplace origine  
HY 182-4

**FOURGON - Type H 1200 kg - Diesel - Moteur Perkins - de 1949 à sept. 1963**



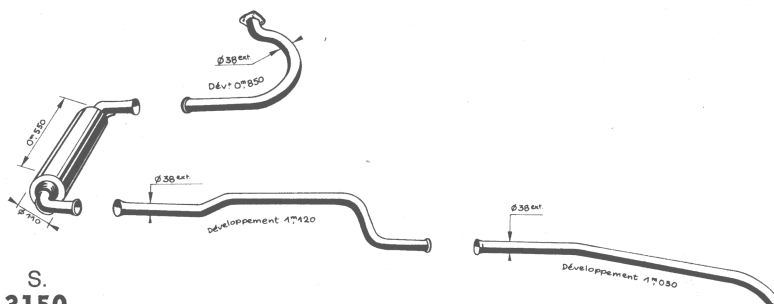
S. avec tube AV  
**2520**

Remplace origine  
HG 183-0

**FOURGON - Type H 1000 et 1600 Diesel - Moteur indénor - Depuis novembre 1969**

T. AV  
**2650**

Remplace origine  
HG 182.206 A



S.  
**3150**

Remplace origine  
HG 182.901 A

T.I.  
**3160**

Remplace origine  
HG 182.204 A

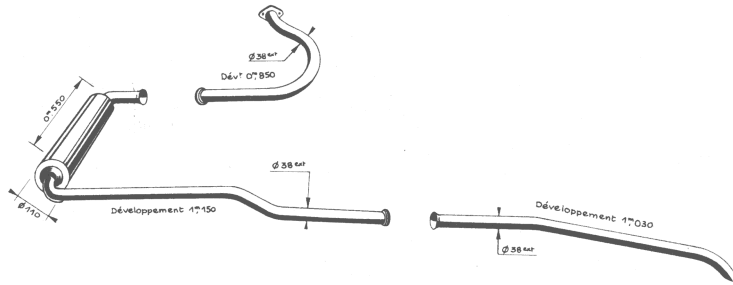
T. AR  
**2620**

Remplace origine  
HY 182-4



FOURGON - Types H 850 - 1200 et 1500 kg - Diesel - Moteur Indécor - de 1964 à oct. 1969

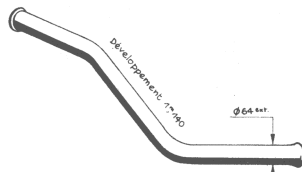
T. AV  
2650  
Remplace origine  
HG 182.206 A



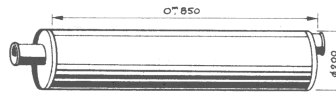
S.  
2670  
Remplace origine  
HG 183-0 B

T. AR  
2620  
Remplace origine  
HY 182-4

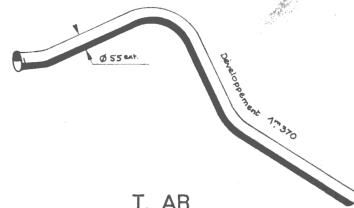
CAMION - Type 600 - ESSENCE



T. AV  
2950  
Remplace origine  
P 182-54

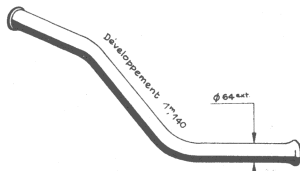


S.  
2960  
Remplace origine  
183-2

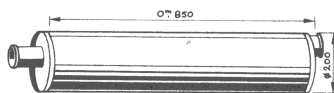


T. AR  
2970

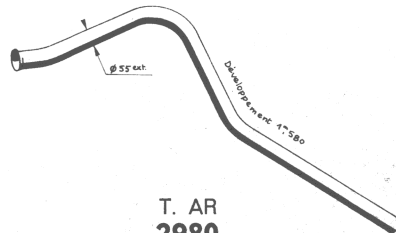
CAMION - Type 600 - DIESEL



T. AV  
2950  
Remplace origine  
P 182-54



S.  
2960  
Remplace origine  
183-2

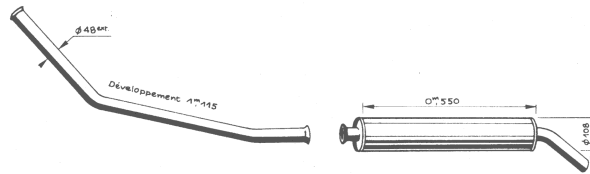


T. AR  
2980  
Remplace origine  
P 182-93 C





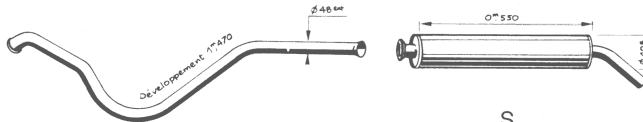
**CAMION - Type 350 - ESSENCE**



**T. AV  
2910**  
Remplace origine  
N 182-51

**S.  
2920**  
Remplace origine  
N 183-0

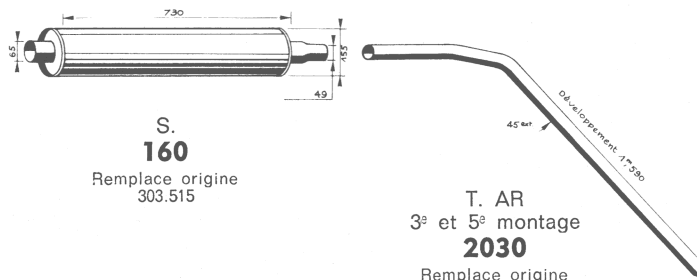
**CAMION - Type 350 - DIESEL**



**T. AV  
2990**  
Remplace origine  
ND 182-51 A

**S.  
2920**  
Remplace origine  
N 183-0

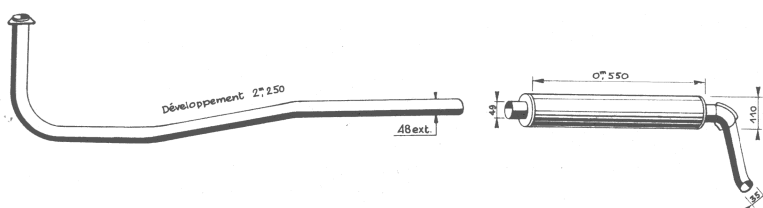
**CAMIONS - T 45 - T 46 - T 47 - T 55 - T 56 - T 60 - ESSENCE**



**S.  
160**  
Remplace origine  
303.515

**T. AR  
3<sup>e</sup> et 5<sup>e</sup> montage  
2030**  
Remplace origine  
321.071

**CAMIONS - T 23 - U 23 - de 1943 à 1969**



**T. AV  
1470**  
Remplace origine  
321.024

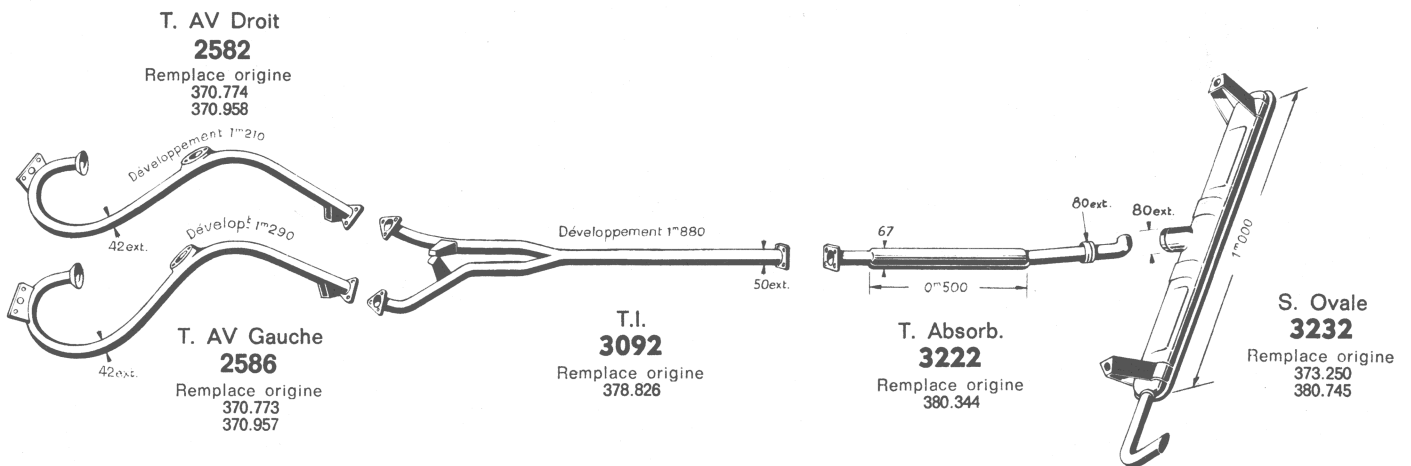
**S.  
1100**  
Remplace origine  
321.044



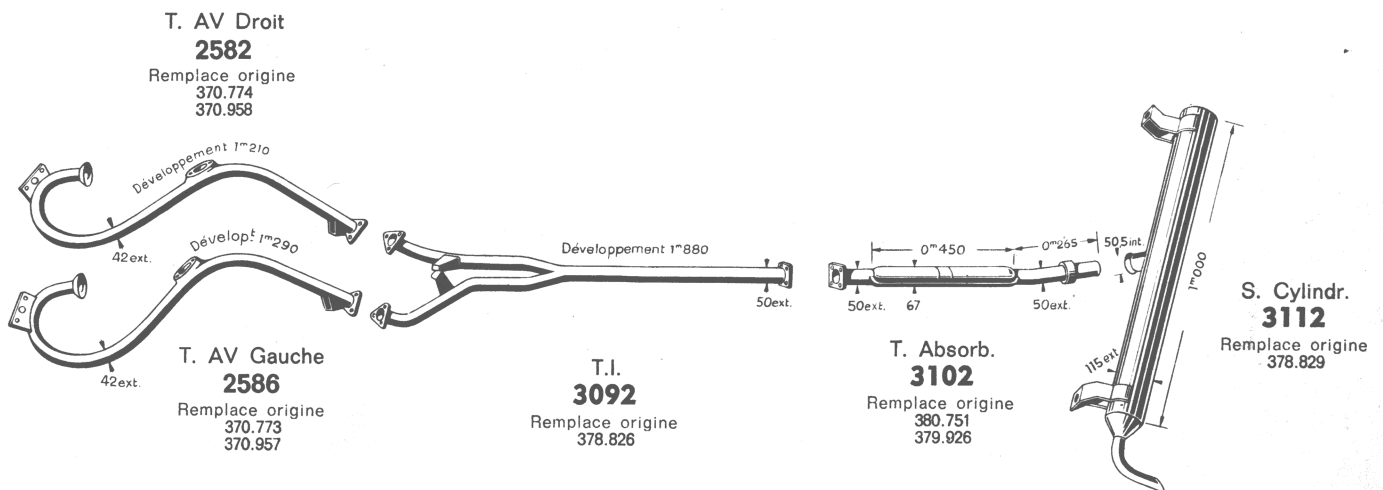
# SILENCIEUX ET TUBES ADAPTABLES POUR

# PANHARD

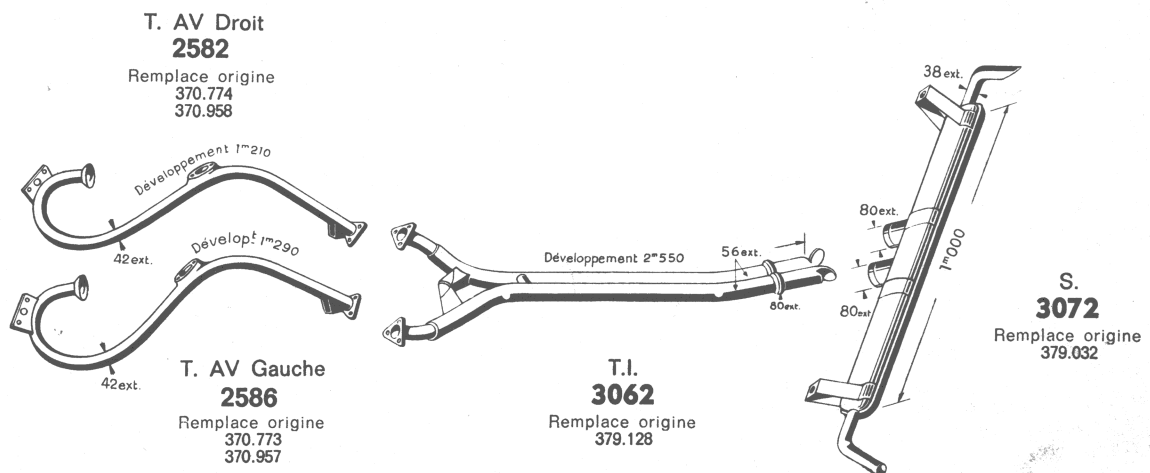
**Berline 24 B - Depuis mai 1965**  
**Berline 24 BA - Depuis septembre 1965** } **Type N 5 - Moteur M 8 N**  
**Berline 24 BT - Depuis septembre 1965** } **Type N 4 - Moteur M 8 S**



**Berline 24 B - Type N 5 - Moteur M 8 N - de septembre 1964 à avril 1965**  
**Berline 24 BT - Type N 4 - Moteur M 8 S - de septembre 1964 à septembre 1965**



**Coupé - 24 CT - 1965 - Type N 1 - Moteur M 10 S - Depuis octobre 1964**





Coupé 24 C - Moteur M 8 N } Types N 1 et 2 - De juin 1964 à septembre 1964  
Coupé 24 CT - Moteur M 8 S }

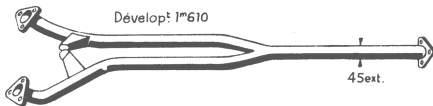
T. AV Droit  
2582

Remplace origine  
370.774  
370.958



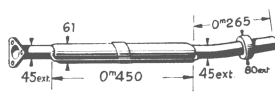
T. AV Gauche  
2586

Remplace origine  
370.773  
370.957



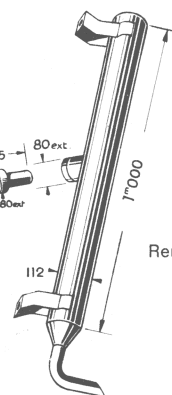
T.I.  
2642

Remplace origine  
379.151



T. Absorb.  
2652

Remplace origine  
379.139

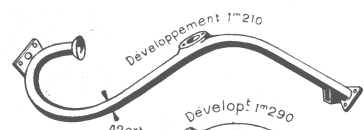


S.  
2612  
Remplace origine  
376.403

Coupé 24 C et 24 CT - Types N 1 et 2 - De juillet 1963 à mai 1964 inclus

T. AV Droit  
2582

Remplace origine  
370.774  
370.958



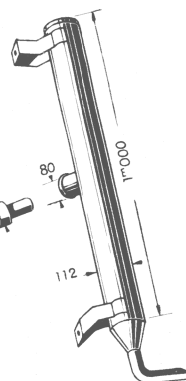
T. AV Gauche  
2586

Remplace origine  
370.773  
370.957



T.I.  
2592

Remplace origine  
376.375



S.  
2612  
Remplace origine  
376.403

DYNA PL 17 - Normale - Types L 4 - 6 - 9 et Break type L 9 - 1962 à 1965

T. AV Droit  
1872

Remplace origine  
365.678



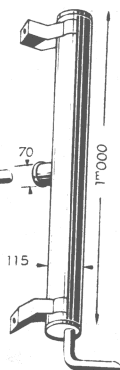
T. AV Gauche  
1876

Remplace origine  
365.677



T.I.  
(sauf sur Break type L 9)  
2292

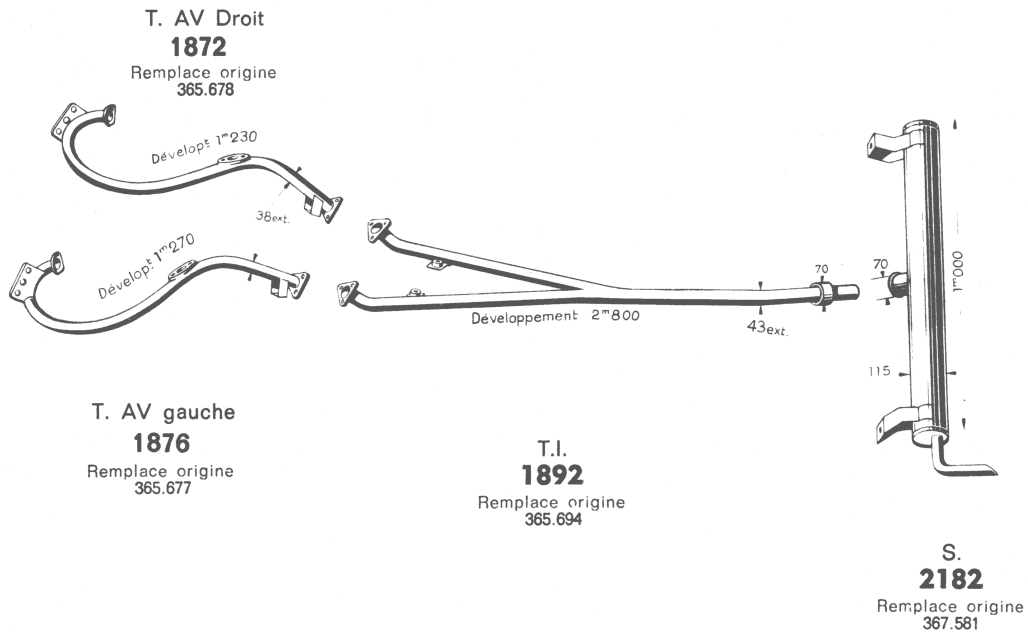
Remplace origine  
367.425  
367.594



S.  
2182  
Remplace origine  
367.581



DYNA PL 17 - Normale - Types L4 - 6 - 9 - 1961



DYNA PL 17 - Tigre - Types L4 - 7 - 8 - de 1961 à 1965

