

Bang & Olufsen

Beogram 3000
TYPE 5901-5903-5904-5905

Beogram 3300
TYPE 5931-5933-5934-5935

Beogram 3500
TYPE 5976-5977-5978-5979

Beogram 4500
TYPE 5951-5953-5954-5955

Beogram 5005
TYPE 5921-5923-5924-5925

Beogram 5500
TYPE 5941-5943-5944-5945


Beogram 6500
TYPE 5946-5947-5948-5949-
5950

Beogram 8500
TYPE 5971-5972-5973-5974

Beogram 9000
TYPE 5961-5963-5964-5965

Beogram 9500
TYPE 5966-5968-5969-5970

TX 2
TYPE 5911-5913



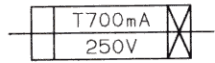
*Menu doc pain 5000 - Bras
Normal*

DIAGRAM

PCB 2 US TYPES 8005154, FI = T700mA

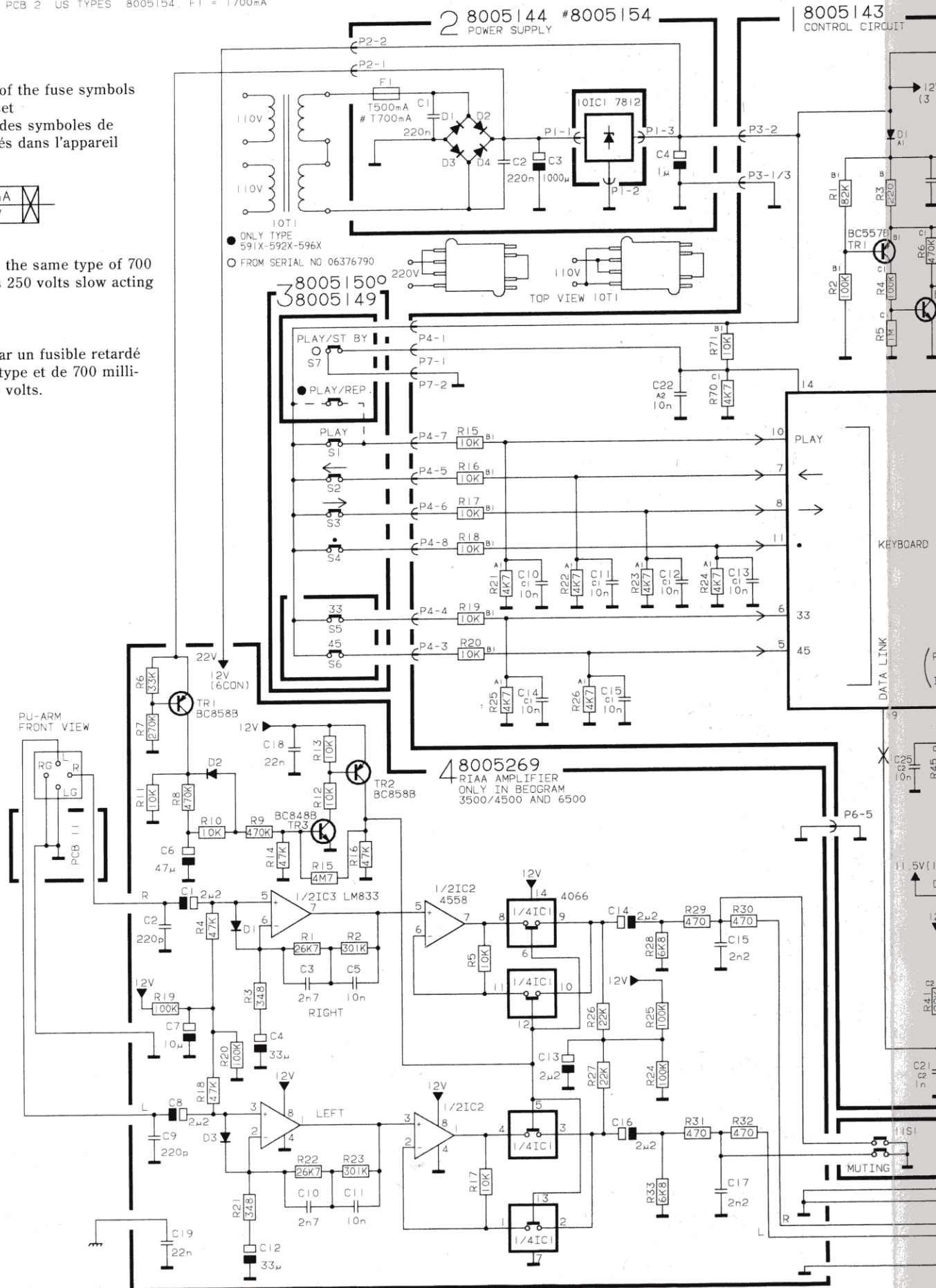
Explanation of the fuse symbols used in the set

Explanation des symboles de fusible utilisés dans l'appareil



Replace with the same type of 700 milliamperes 250 volts slow acting fuse.

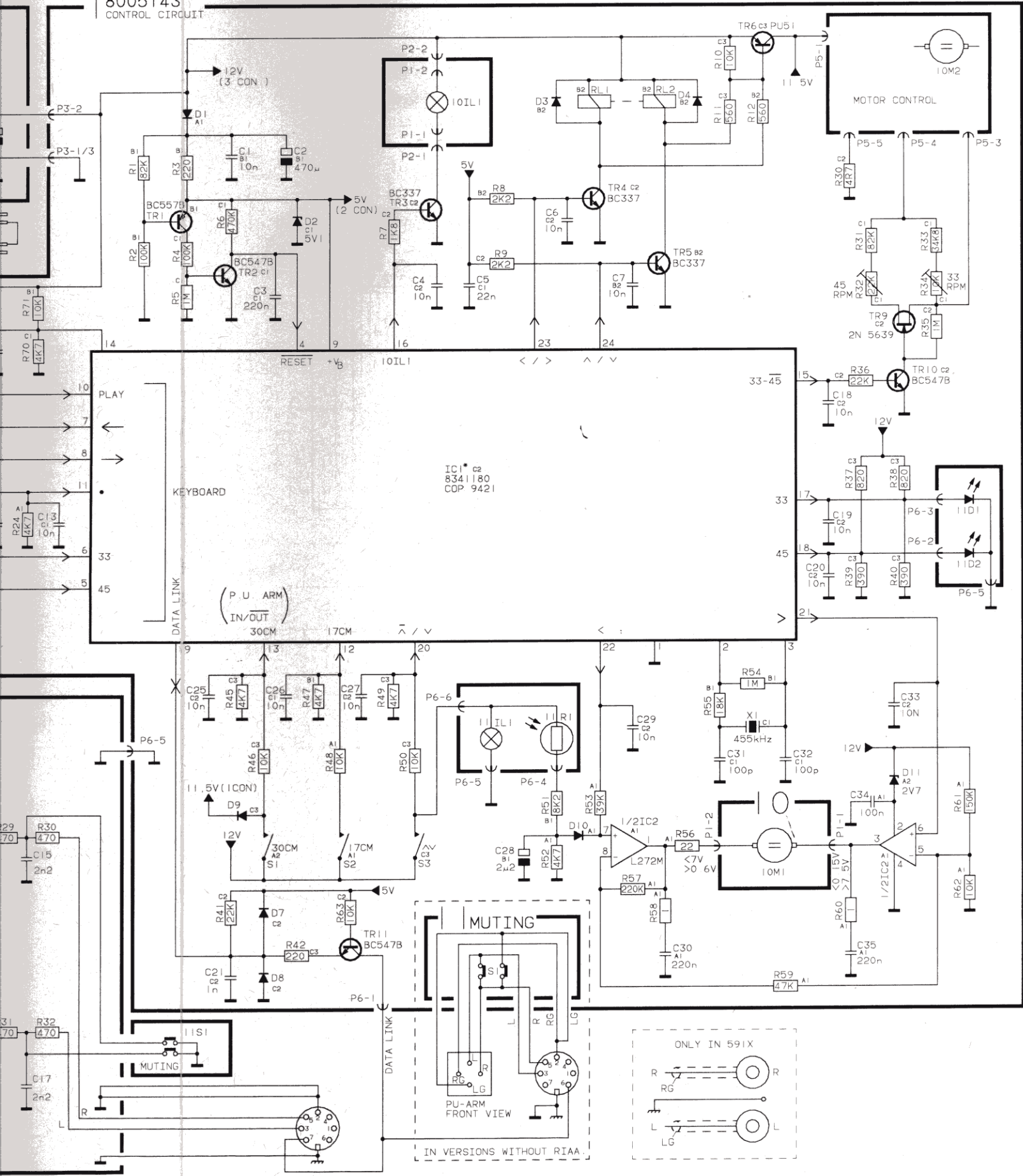
Remplacer par un fusible retardé de la même type et de 700 milliampères 250 volts.



(X CON) = NUMBER OF VOLTAGE CONNECTIONS

8005143

CONTROL CIRCUIT



IN VERSIONS WITHOUT RIAA.

